

A TASTE OF HASKELL

Simon Peyton Jones
Microsoft Research

A tutorial presented at the O'Reilly Open Source Convention, July 2007

Video of this tutorial (3 hrs)

<http://research.microsoft.com/~simonpj/papers/haskell-tutorial>

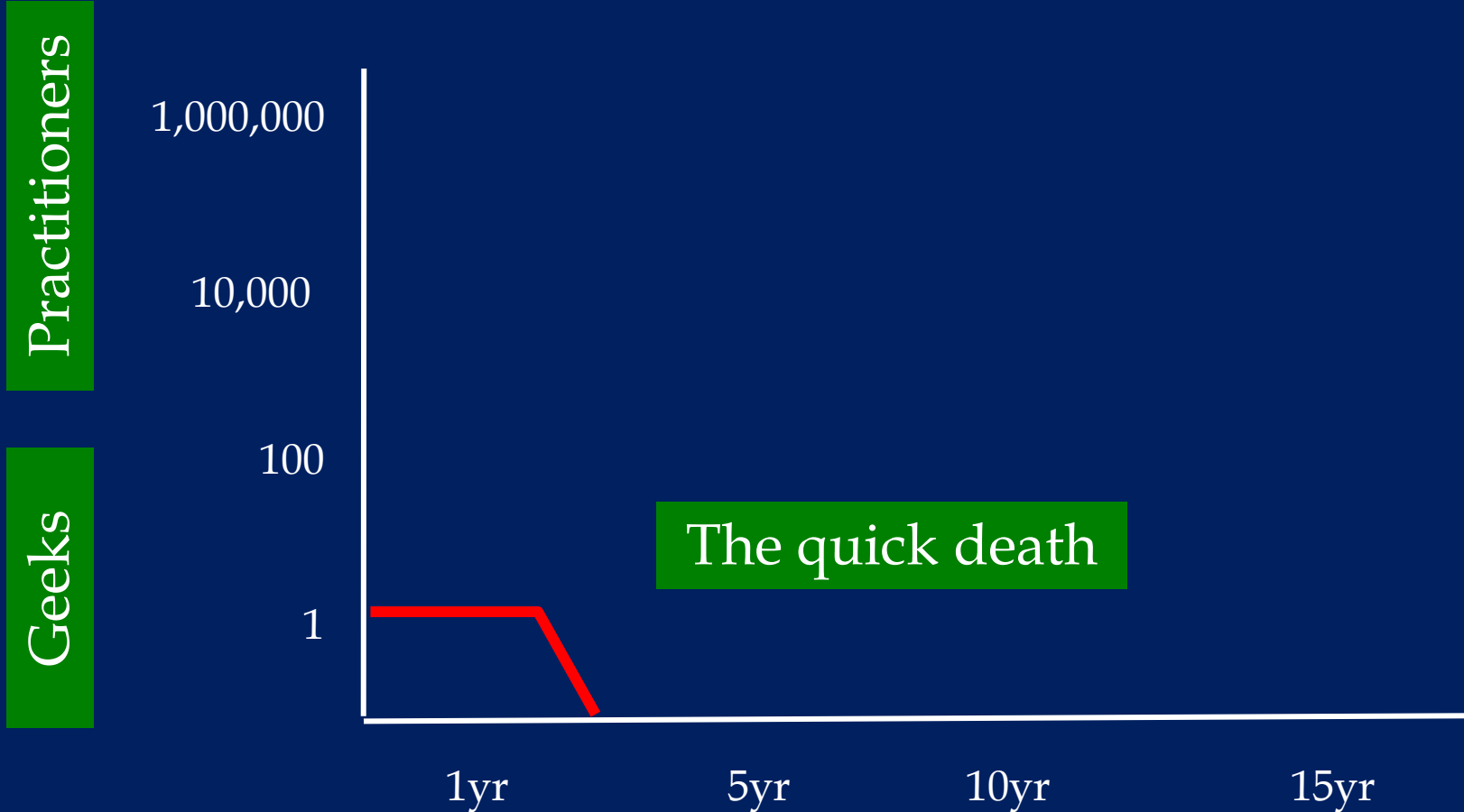
What is Haskell?

- Haskell is a programming language that is
 - purely functional
 - lazy
 - higher order
 - strongly typed
 - general purpose

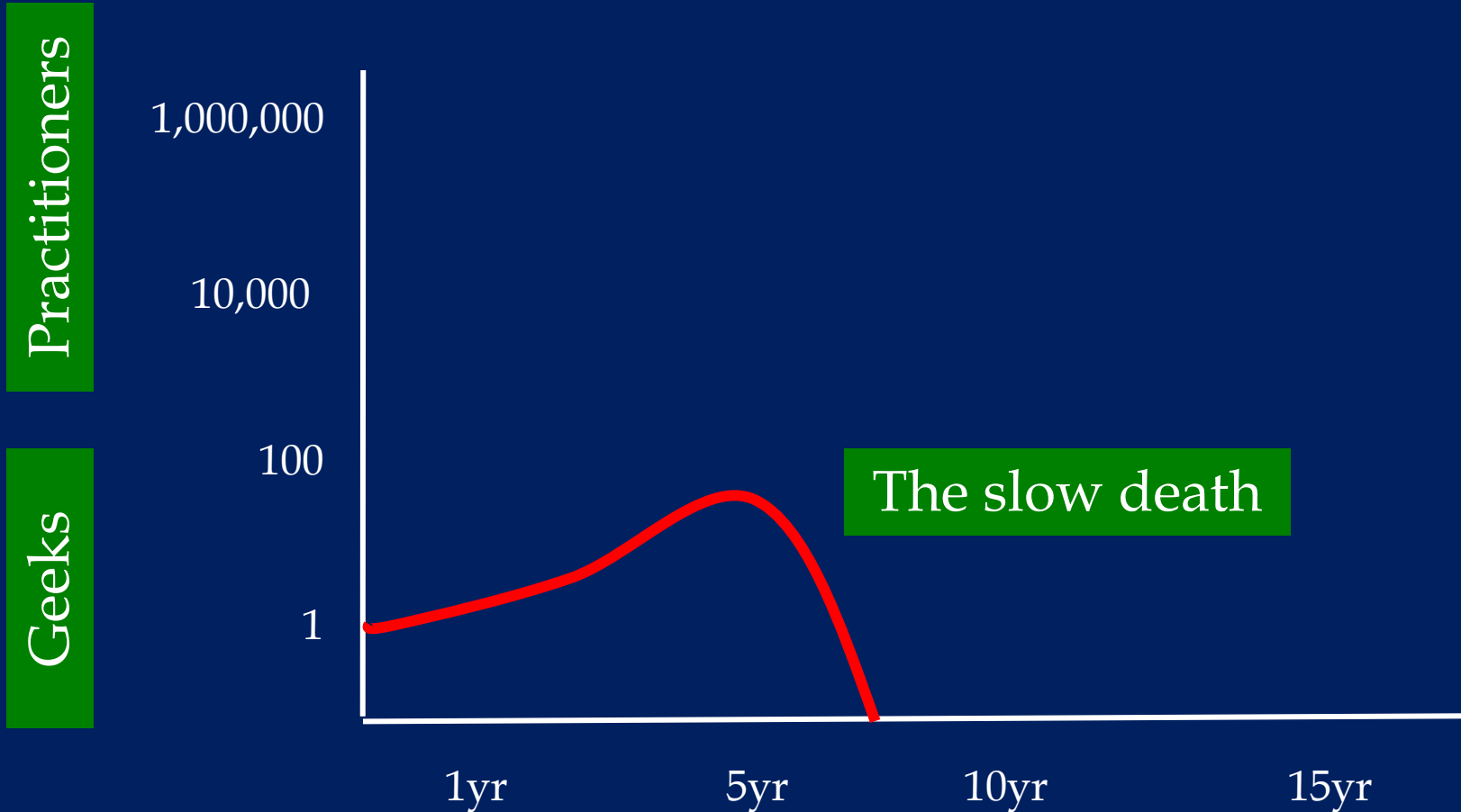
Why should I care?

- Functional programming will make you think differently about programming
 - Mainstream languages are all about **state**
 - Functional programming is all about **values**
- Whether or not you drink the Haskell Kool-Aid, you'll be a better programmer in whatever language you regularly use

Most research languages



Successful research languages



C++, Java, Perl, Ruby

Practitioners

Geeks

1,000,000

10,000

100

1

1yr

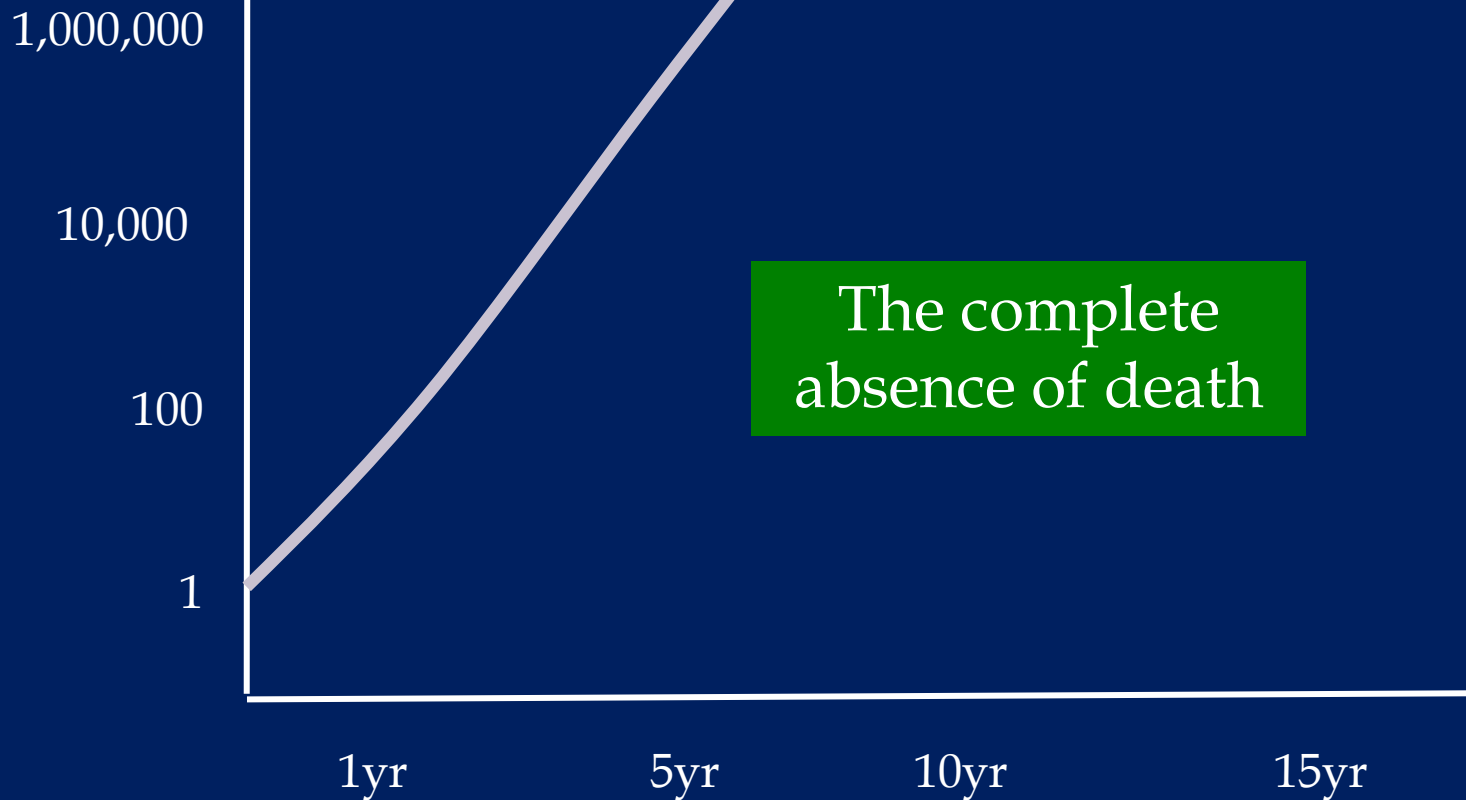
5yr

10yr

15yr

Threshold of immortality

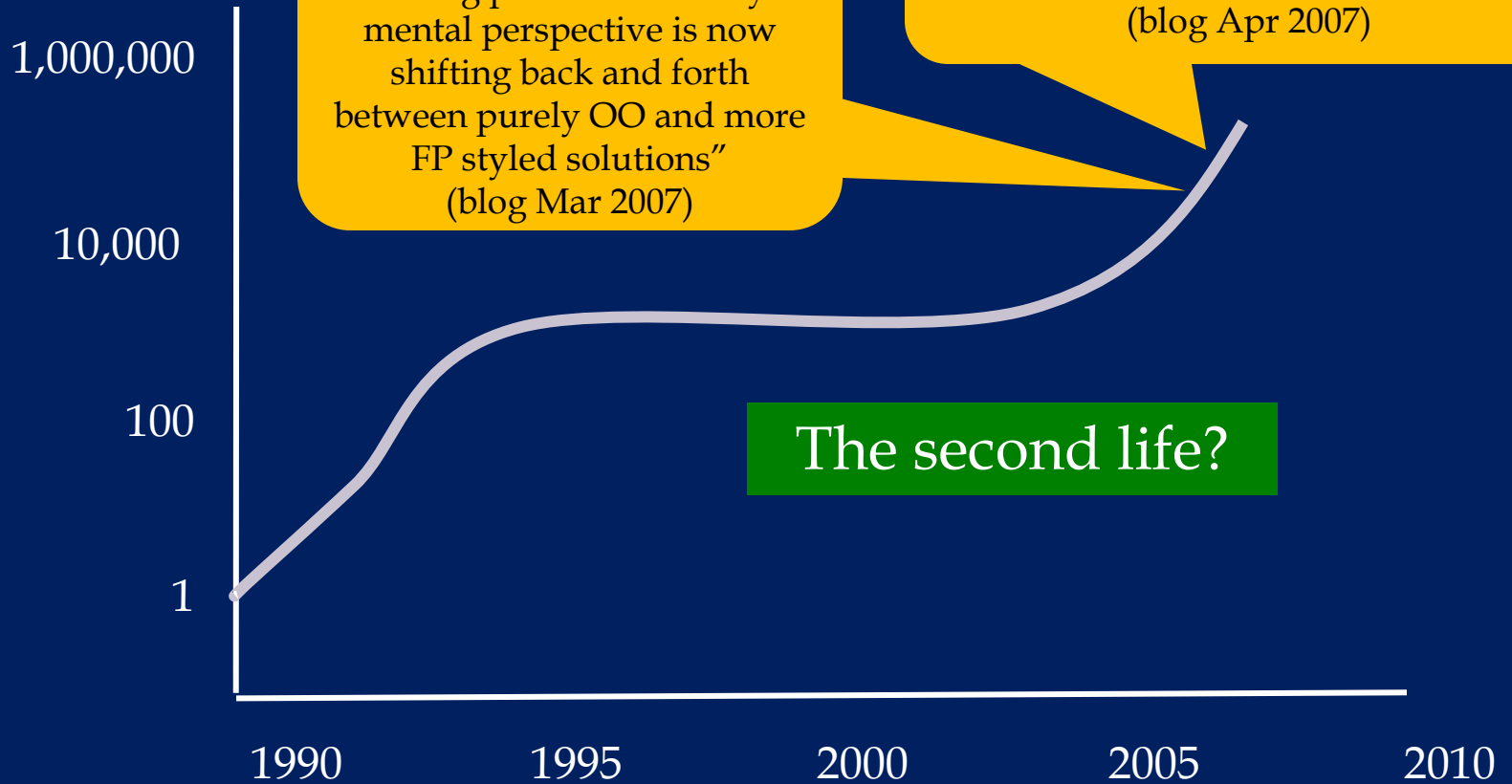
The complete
absence of death



Haskell

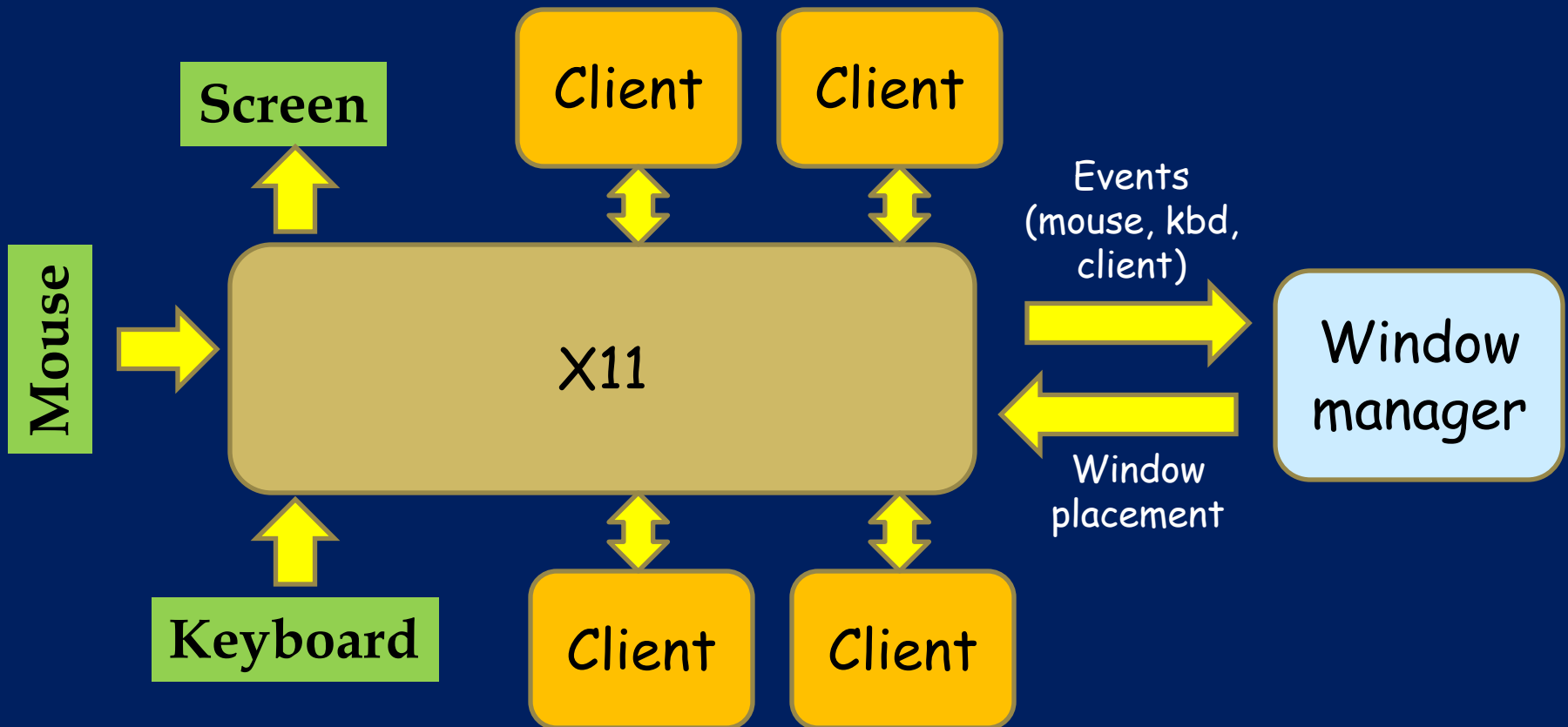
Practitioners

Geeks



xmonad

- xmonad is an X11 tiling window manager written entirely in Haskell



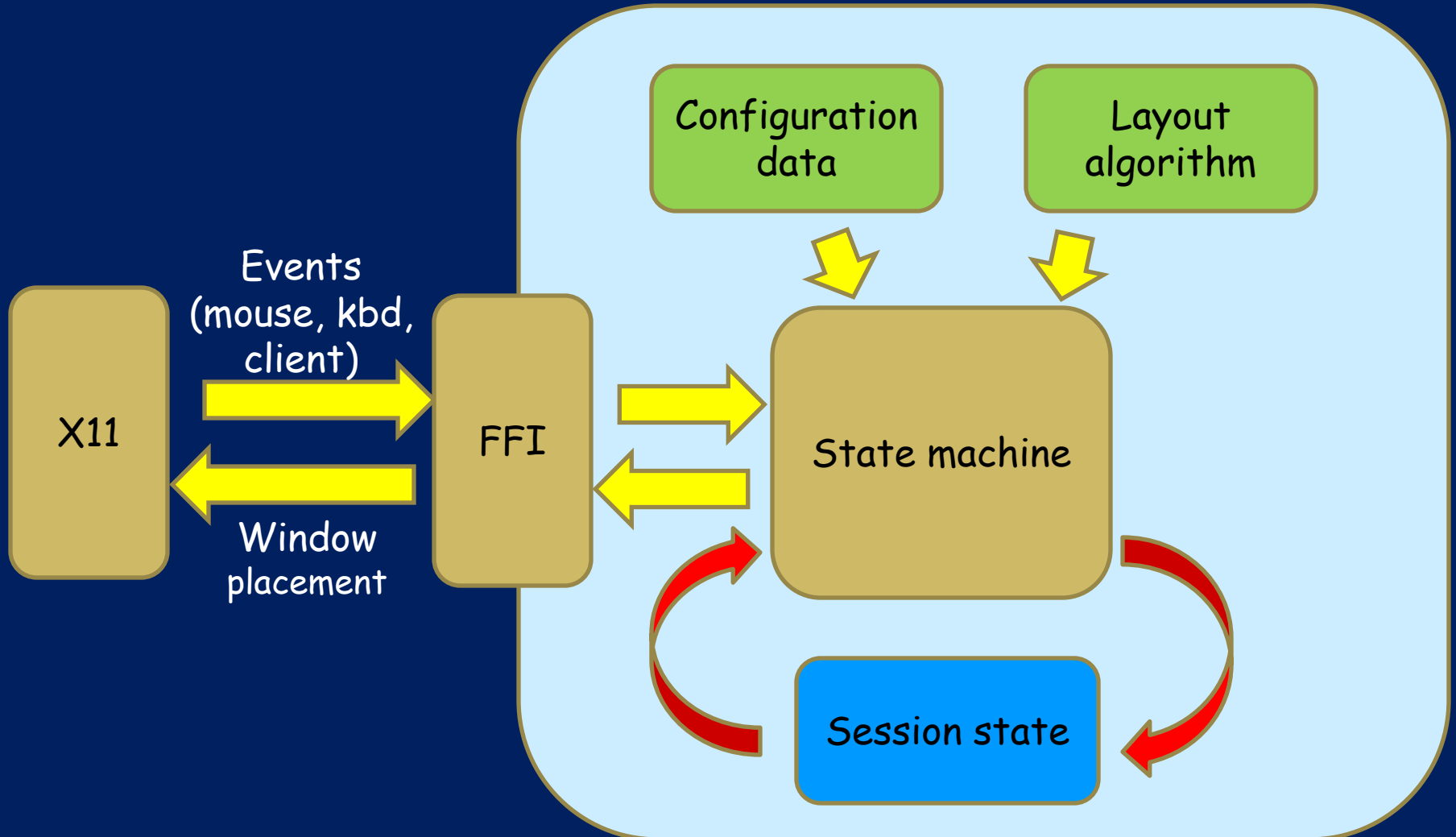
Why I'm using xmonad

- Because it's
 - A real program
 - of manageable size
 - that illustrates many Haskell programming techniques
 - is open-source software
 - is being actively developed
 - by an active community


"Manageable size"

	Code	Comments	Language
metacity	>50k		C
ion3	20k	7k	C
larswm	6k	1.3k	C
wmii	6k	1k	C
dwm 4.2	1.5k	0.2k	C
xmonad 0.2	0.5k	0.7k	Haskell

Inside xmonad



The window stack



A ring of windows
One has the focus

Export
list

```
module Stack( Stack, insert, swap, ...) where
```

```
import Graphics.X11( Window )
```

Import things
defined elsewhere

```
type Stack = ...
```

Define
new types

```
insert :: Window -> Stack
```

```
-- Newly inserted window has focus
```

```
insert = ...
```

Specify type
of insert

```
swap :: Stack -> Stack
```

```
-- Swap focus with next
```

```
swap = ...
```

Comments

The window stack

Stack should not exploit the fact that it's a stack of **windows**

No import
any more

```
module Stack( Stack, insert, swap, ...) where
```

```
type Stack w = ...
```

A stack of values of
type w

```
insert :: w -> Stack w
```

```
-- Newly inserted window has focus
```

```
insert = ...
```

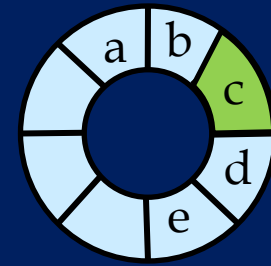
```
swap :: Stack w -> Stack w
```

```
-- Swap focus with next
```

```
swap = ...
```

Insert a 'w'
into a stack
of w's

The window stack



A ring of windows
One has the focus

A list takes one of two forms:

- `[]`, the empty list
- `(w:ws)`, a list whose head is `w`, and tail is `ws`

The type "`[w]`"
means "list of `w`"

```
type Stack w = [w]
-- Focus is first element of list,
-- rest follow clockwise

swap :: Stack w -> Stack w
-- Swap topmost pair
swap []           = []
swap (w  : [])   = w  : []
swap (w1 : w2 : ws) = w2 : w1 : ws
```

The ring above is
represented
`[c,d,e,...,a,b]`

Functions are
defined by pattern
matching

`w1:w2:ws` means `w1 : (w2 : ws)`

Syntactic sugar

```
swap [] = []  
swap (w:[]) = w:[]  
swap (w1:w2:ws) = w2:w1:ws
```

```
swap [] = []  
swap [w] = [w]  
swap (w1:w2:ws) = w2:w1:ws
```

[a,b,c]
means
a:b:c:[]

```
swap (w1:w2:ws) = w2:w1:ws  
swap ws = ws
```

Equations are
matched top-to-
bottom


```
swap ws = case ws of  
  [] -> []  
  [w] -> [w]  
  (w1:w2:ws) -> w2:w1:ws
```

case
expressions

Running Haskell

- Download:
 - ghc: <http://haskell.org/ghc>
 - Hugs: <http://haskell.org/hugs>
- Interactive:
 - ghci Stack.hs
 - hugs Stack.hs
- Compiled:
 - ghc -c Stack.hs

Rotating the windows



A ring of windows
One has the focus

```
focusNext :: Stack -> Stack
focusNext (w:ws) = ws ++ [w]
focusnext []     = []
```

Pattern matching
forces us to think
of all cases

Type says "this function takes two arguments, of type [a], and returns a result of type [a]"

```
(++) :: [a] -> [a] -> [a]
-- List append; e.g. [1,2] ++ [4,5] = [1,2,4,5]
```

Definition in Prelude
(implicitly imported)

Recursion

Recursive call

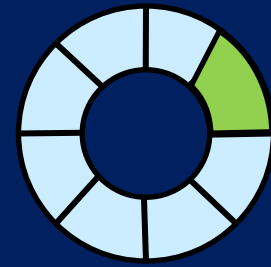
```
(++) :: [a] -> [a] -> [a]
-- List append; e.g. [1,2] ++ [4,5] = [1,2,4,5]

[]      ++ ys = ys
(x:xs) ++ ys = x : (xs ++ ys)
```

Execution model is simple rewriting:

```
[1,2] ++ [4,5]
= (1:2:[]) ++ (4:5:[])
= 1 : ((2:[]) ++ (4:5:[]))
= 1 : 2 : ([] ++ (4:5:[]))
= 1 : 2 : 4 : 5 : []
```

Rotating backwards



A ring of windows
One has the focus

```
focusPrev :: Stack -> Stack
focusPrev ws = reverse (focusNext (reverse ws))
```

```
reverse :: [a] -> [a]
-- e.g. reverse [1,2,3] = [3,2,1]
reverse [] = []
reverse (x:xs) = reverse xs ++ [x]
```

Function
application
by mere
juxtaposition

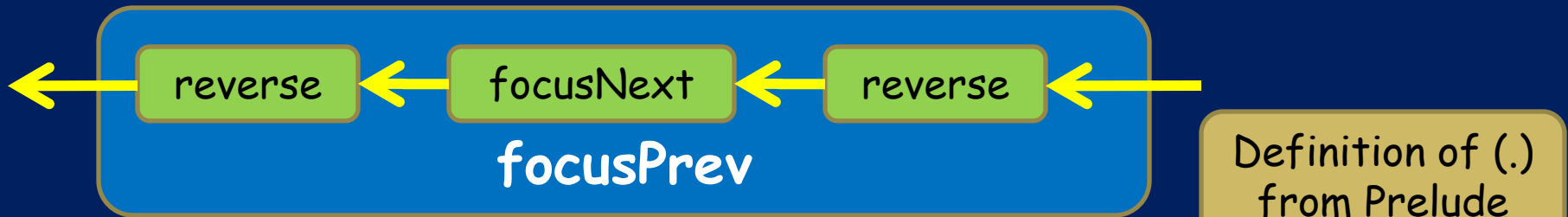
Function application
binds more tightly than anything else:
(reverse xs) ++ [x]

Function composition

```
focusPrev :: Stack -> Stack  
focusPrev ws = reverse (focusNext (reverse ws))
```

can also be written

```
focusPrev :: Stack -> Stack  
focusPrev = reverse . focusNext . reverse
```

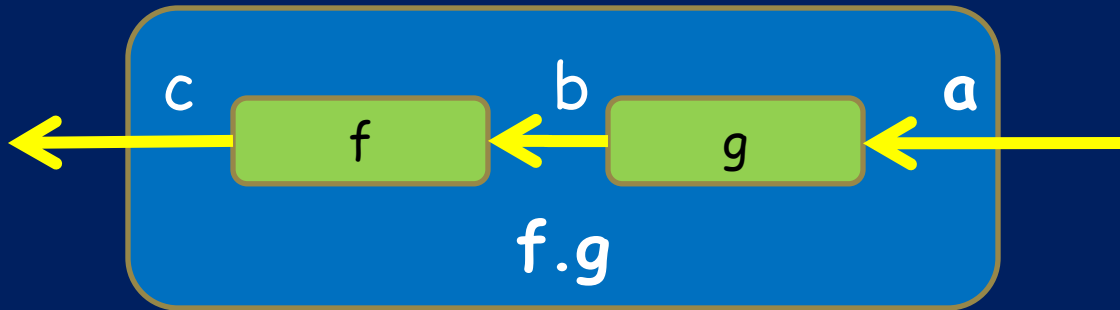


```
(f . g) x = f (g x)
```

Function composition

Functions as arguments

$(.) :: (b \rightarrow c) \rightarrow (a \rightarrow b) \rightarrow (a \rightarrow c)$
 $(f . g) x = f (g x)$



Just testing

Just testing

- It's good to write tests as you write code
- E.g. `focusPrev` undoes `focusNext`; `swap` undoes itself; etc

```
module Stack where

...definitions...

-- Write properties in Haskell
type TS = Stack Int -- Test at this type

prop_focusNP :: TS -> Bool
prop_focusNP s = focusNext (focusPrev s) == s

prop_swap :: TS -> Bool
prop_swap s = swap (swap s) == s
```

Test interactively

Test.QuickCheck is simply a Haskell library (not a "tool")

```
bash$ ghci Stack.hs
Prelude> :m +Test.QuickCheck
```

```
Prelude Test.QuickCheck> quickCheck prop_swap
+++ OK, passed 100 tests
```

```
Prelude Test.QuickCheck> quickCheck prop_focusNP
+++ OK, passed 100 tests
```

...with a strange-looking type

```
Prelude Test.QuickCheck> :t quickCheck
quickCheck :: Testable prop => prop -> IO ()
```


Test batch-mode

`runHaskell Foo.hs <args>`
runs `Foo.hs`, passing it `<args>`

A 25-line Haskell script

Look for "prop_" tests
in here

```
bash$ runhaskell QC.hs Stack.hs
prop_swap: +++ OK, passed 100 tests
prop_focusNP: +++ OK, passed 100 tests
```

Things to notice

Things to notice...

No side effects. At all.

```
swap :: Stack w -> Stack w
```

- A call to `swap` returns a new stack; the old one is unaffected.

```
prop_swap s = swap (swap s) == s
```

- A variable 's' stands for an immutable **value**, not for a **location** whose value can change with time. Think spreadsheets!

Things to notice...

Purity makes the interface explicit

```
swap :: Stack w -> Stack w    -- Haskell
```

- Takes a stack, and returns a stack; that's all

```
void swap( stack s )          /* C */
```

- Takes a stack; may modify it; may modify other persistent state; may do I/O

Things to notice...

Pure functions are easy to test

```
prop_swap s = swap (swap s) == s
```

- In an imperative or OO language, you have to
 - set up the state of the object, and the external state it reads or writes
 - make the call
 - inspect the state of the object, and the external state
 - perhaps copy part of the object or global state, so that you can use it in the postcondition

Things to notice...

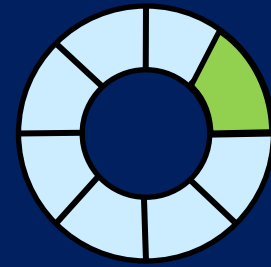
Types are everywhere

```
swap :: Stack w -> Stack w
```

- Usual static-typing rant omitted...
- In Haskell, **types express high-level design**, in the same way that UML diagrams do; with the advantage that the type signatures are machine-checked
- Types are (almost always) optional: type inference fills them in if you leave them out

Improving the design

Improving the design



A ring of windows
One has the focus

```
type Stack w = [w]
-- Focus is head of list

enumerate :: Stack w -> [w]
-- Enumerate the windows in layout order
enumerate s = s
```

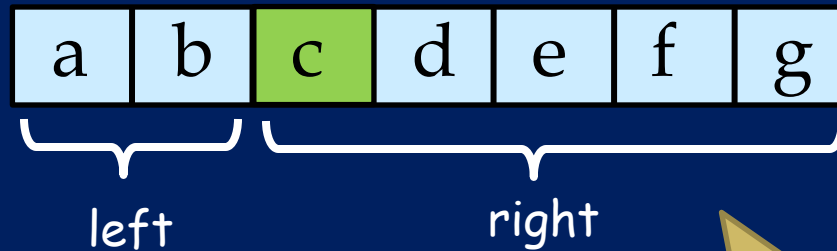
- Changing focus moves the windows around:
confusing!

Improving the design

A sequence of windows
One has the focus

- Want: a fixed layout, still with one window having focus

Data type declaration



Constructor of the type

Represented as
MkStk [b,a] [c,d,e,f,g]

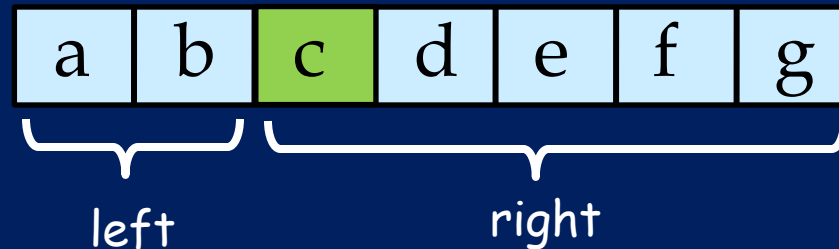
```
data Stack w = MkStk [w] [w]  -- left and right resp
-- Focus is head of 'right' list
-- Left list is *reversed*
-- INVARIANT: if 'right' is empty, so is 'left'
```

Improving the design

A sequence of windows
One has the focus

- Want: a fixed layout, still with one window having focus

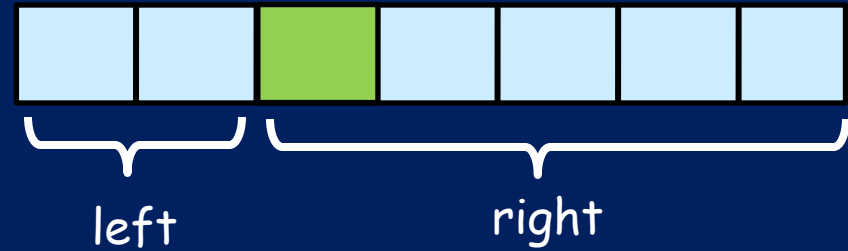
Represented as
MkStk [b,a] [c,d,e,f,g]



```
data Stack w = MkStk [w] [w] -- left and right resp
-- Focus is head of 'right' list
-- Left list is *reversed*
-- INVARIANT: if 'right' is empty, so is 'left'

enumerate :: Stack w -> [w]
enumerate (MkStack ls rs) = reverse ls ++ rs
```

Moving focus



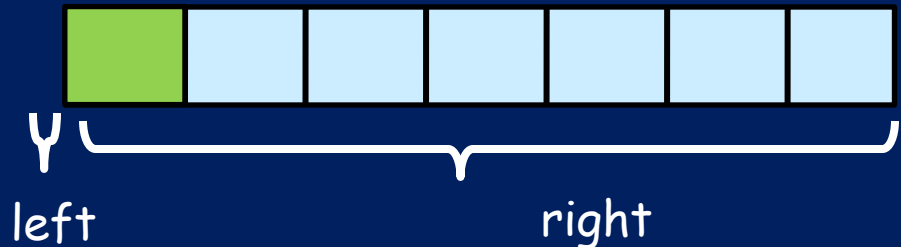
```
data Stack w = MkStk [w] [w] -- left and right resp

focusPrev :: Stack w -> Stack w
focusPrev (MkStk (l:ls) rs) = MkStk ls (l:rs)
focusPrev (MkStk [] rs) = ...???.
```

Nested pattern matching

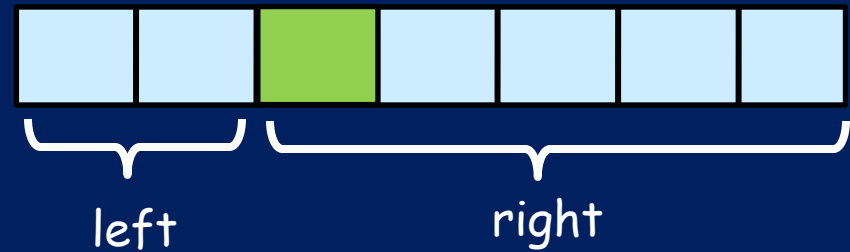
Choices for left=[]:

- no-op
- move focus to end



We choose this one

Moving focus

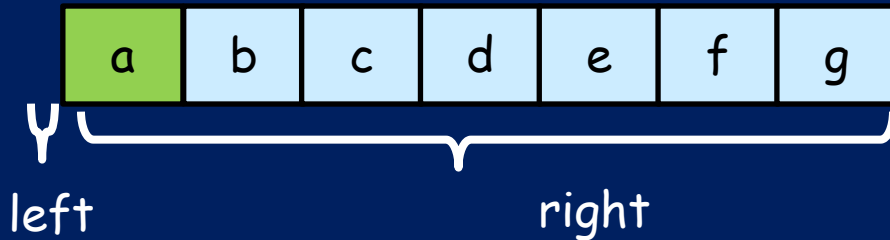


```
data Stack w = MkStk [w] [w] -- left and right resp
-- Focus is head of 'right'
```

```
focusPrev :: Stack w -> Stack w
```

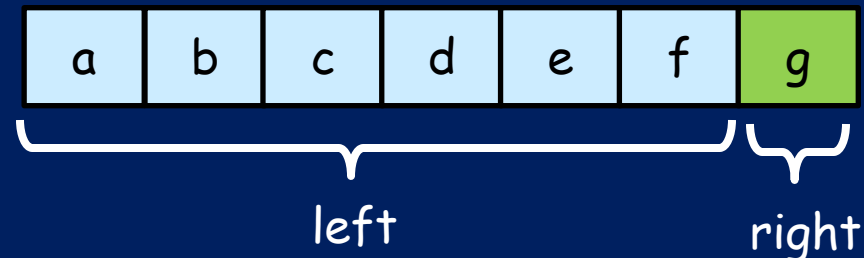
```
focusPrev (MkStk (l:ls) rs) = MkStk ls (l:rs)
```

```
focusPrev (MkStk [] rs) = case (reverse rs) of
                             (l:ls) -> MkStk ls [l]
```



Choices:

- no-op
- move focus to end



Note: I fixed a bug on this slide subsequent to presenting the tutorial

Oops...

```
Warning: Pattern match(es) are non-exhaustive
In the case expression: ...
Patterns not matched: []
```

```
data Stack w = MkStk [w] [w] -- left and right resp
-- Focus is head of 'right'

focusPrev :: Stack w -> Stack w
focusPrev (MkStk (l:ls) rs) = MkStk ls (l:rs)
focusPrev (MkStk [] rs) = case (reverse rs) of
                               (l:ls) -> MkStk ls [l]
                               []      -> MkStk [] []
```

- Pattern matching forces us to confront all the cases
- Efficiency note: reverse costs $O(n)$, but that only happens once every n calls to `focusPrev`, so amortised cost is $O(1)$.

Data types

- A new **data type** has one or more constructors
- Each **constructor** has zero or more arguments

```
data Stack w = MkStk [w] [w]

data Bool = False | True

data Colour = Red | Green | Blue

data Maybe a = Nothing | Just a
```

Built-in syntactic sugar for lists, but otherwise lists are just another data type

```
data [a] = []
          | a : [a]
```

Data types

```
data Stack w = MkStk [w] [w]

data Bool = False | True

data Colour = Red | Green | Blue

data Maybe a = Nothing | Just a
```

- Constructors are used:
 - as a function to construct values ("right hand side")
 - in patterns to deconstruct values ("left hand side")

```
isRed :: Colour -> Bool
isRed Red    = True
isRed Green  = False
isRed Blue   = False
```

Patterns

Values

Data types

- Data types are used
 - to describe data (obviously)
 - to describe “outcomes” or “control”

```
data Maybe a = Nothing | Just a

data Stack w = MkStk [w] [w]
-- Invariant for (MkStk ls rs)
--      rs is empty => ls is empty
```

```
module Stack( focus, ... ) where

focus :: Stack w -> Maybe w
-- Returns the focused window of the stack
-- or Nothing if the stack is empty
focus (MkStk _ [])      = Nothing
focus (MkStk _ (w:_)) = Just w
```


A bit like an exception...

...but you can't forget to catch it
No “null-pointer dereference” exceptions

```
module Foo where
import Stack

foo s = ...case (focus s) of
          Nothing -> ...do this in empty case...
          Just w   -> ...do this when there is a focus...
```


Data type abstraction



```
module Operations( ... ) where

import Stack( Stack, focusNext )

f :: Stack w -> Stack w
f (MkStk as bs) = ...
```

OK: `Stack` is imported

NOT OK: `MkStk` is not imported

```
module Stack( Stack, focusNext, focusPrev, ... ) where

data Stack w = MkStk [w] [w]

focusNext :: Stack w -> Stack w
focusNext (MkStk ls rs) = ...
```

`Stack` is exported,
but not its constructors;
so its representation is hidden

Haskell's module system

- Module system is merely a name-space control mechanism
- Compiler typically does lots of cross-module inlining
- Modules can be grouped into packages

```
module X where
  import P
  import Q
  h = (P.f, Q.f, g)
```

```
module P(f,g) where
  import Z(f)
  g = ...
```

```
module Q(f) where
  f = ...
```

```
module Z where
  f = ...
```

Type classes

The need for type classes

```
delete :: Stack w -> w -> Stack w  
-- Remove a window from the stack
```

- Can this work for ANY type w ?

```
delete ::  $\forall w$ . Stack w -> w -> Stack w
```

- No - only for w 's that support **equality**

```
sort :: [a] -> [a]  
-- Sort the list
```

- Can this work for ANY type a ?
- No - only for a 's that support **ordering**

The need for type classes

```
serialise :: a -> String  
-- Serialise a value into a string
```

- Only for w's that support **serialisation**

```
square :: n -> n  
square x = x*x
```

- Only for numbers that support **multiplication**
- But square should work for any number that does; e.g. Int, Integer, Float, Double, Rational

“for all types w that support the `Eq` operations”

Type classes

```
delete :: ∀w. Eq w => Stack w -> w -> Stack w
```

- If a function works for every type that has particular properties, the type of the function says just that

```
sort      :: Ord a  => [a] -> [a]
serialise :: Show a => a  -> String
square   :: Num n  => n  -> n
```

- Otherwise, it must work for any type whatsoever

```
reverse :: [a] -> [a]
filter  :: (a -> Bool) -> [a] -> [a]
```

Works for any type 'n'
that supports the
Num operations

Type classes

FORGET all
you know
about OO
classes!

```
square :: Num n => n -> n  
square x = x*x
```

```
class Num a where  
  (+)      :: a -> a -> a  
  (*)      :: a -> a -> a  
  negate  :: a -> a  
  ...etc..
```

```
instance Num Int where  
  a + b      = plusInt a b  
  a * b      = mulInt a b  
  negate a   = negInt a  
  ...etc..
```

The **class declaration** says
what the Num
operations are

An **instance declaration** for a
type T says how the
Num operations are
implemented on T's

```
plusInt :: Int -> Int -> Int  
mulInt  :: Int -> Int -> Int  
etc, defined as primitives
```

How type classes work

When you write this...

```
square :: Num n => n -> n  
square x = x*x
```

...the compiler generates this

```
square :: Num n -> n -> n  
square d x = (*) d x x
```

The "Num n =>" turns into an extra **value argument** to the function.
It is a value of data type Num n

A value of type (Num T) is a vector of the Num operations for type T

How type classes work

When you write this...

```
square :: Num n => n -> n
square x = x*x
```

```
class Num a where
  (+)    :: a -> a -> a
  (*)    :: a -> a -> a
  negate :: a -> a
  ...etc..
```

The class decl translates to:

- A **data type decl** for Num
- A **selector function** for each class operation

...the compiler generates this

```
square :: Num n -> n -> n
square d x = (*) d x x
```

```
data Num a
  = MkNum (a->a->a)
          (a->a->a)
          (a->a)
          ...etc...
```

```
(*) :: Num a -> a -> a -> a
(*) (MkNum _ m _ ...) = m
```

A value of type (Num T) is a vector of the Num operations for type T

How type classes work

When you write this...

```
square :: Num n => n -> n
square x = x*x
```

```
instance Num Int where
  a + b      = plusInt a b
  a * b      = mulInt a b
  negate a  = negInt a
  ...etc..
```

An instance decl for type T translates to a value declaration for the Num dictionary for T

...the compiler generates this

```
square :: Num n -> n -> n
square d x = (*) d x x
```


```
dNumInt :: Num Int
dNumInt = MkNum plusInt
          mulInt
          negInt
          ...
```

A value of type (Num T) is a vector of the Num operations for type T

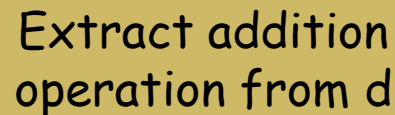
All this scales up nicely

- You can build big overloaded functions by calling smaller overloaded functions


```
sumSq :: Num n => n -> n -> n
sumSq x y = square x + square y
```



```
sumSq :: Num n -> n -> n -> n
sumSq d x y = (+) d (square d x)
              (square d y)
```



Extract addition
operation from d



Pass on d to square

All this scales up nicely

- You can build big instances by building on smaller instances

```
class Eq a where
  (==) :: a -> a -> Bool

instance Eq a => Eq [a] where
  (==) [] [] = True
  (==) (x:xs) (y:ys) = x==y && xs == ys
  (==) _ _ = False
```

```
data Eq = MkEq (a->a->Bool)
(==) (MkEq eq) = eq

dEqList :: Eq a -> Eq [a]
dEqList d = MkEq eql
  where
    eql [] [] = True
    eql (x:xs) (y:ys) = (==) d x y && eql xs ys
    eql _ _ = False
```

Example: complex numbers

```
class Num a where
  (+) :: a -> a -> a
  (-) :: a -> a -> a
  fromInteger :: Integer -> a
  ....
```

```
inc :: Num a => a -> a
inc x = x + 1
```

Even literals are overloaded

"1" means "fromInteger 1"

```
data Cpx a = Cpx a a
```

```
instance Num a => Num (Cpx a) where
```

```
  (Cpx r1 i1) + (Cpx r2 i2) = Cpx (r1+r2) (i1+i2)
```

```
  fromInteger n = Cpx (fromInteger n) 0
```

A completely different example: Quickcheck

```
quickCheck :: Test a => a -> IO ()
```

```
class Testable a where  
  test :: a -> RandSupply -> Bool
```

```
class Arbitrary a where  
  arby :: RandSupply -> a
```

```
instance Testable Bool where  
  test b r = b
```

```
instance (Arbitrary a, Testable b)  
=> Testable (a->b) where  
  test f r = test (f (arby r1)) r2  
    where (r1,r2) = split r
```

```
split :: RandSupply -> (RandSupply, RandSupply)
```

A completely different example: Quickcheck

```
prop_swap :: TS -> Bool
```

```
test prop_swap r  
= test (prop_swap (arby r1)) r2  
  where (r1,r2) = split r  
= prop_swap (arby r1)
```

Using instance for (->)

Using instance for Bool

A completely different example: Quickcheck

```
class Arbitrary a where
  arby :: RandSupply -> a

instance Arbitrary Int where
  arby r = randInt r

instance Arbitrary a
  => Arbitrary [a] where
  arby r | even r1 = []
         | otherwise = arby r2 : arby r3
  where
    (r1,r') = split r
    (r2,r3) = split r'
```

Generate Nil value

Generate cons value

```
split :: RandSupply -> (RandSupply, RandSupply)
randInt :: RandSupply -> Int
```


A completely different example: Quickcheck

- QuickCheck uses type classes to auto-generate
 - random values
 - testing functions

based on the type of the function under test

- Nothing is built into Haskell; QuickCheck is just a library
- Plenty of wrinkles, esp
 - test data should satisfy preconditions
 - generating test data in sparse domains

Type classes = OOP?

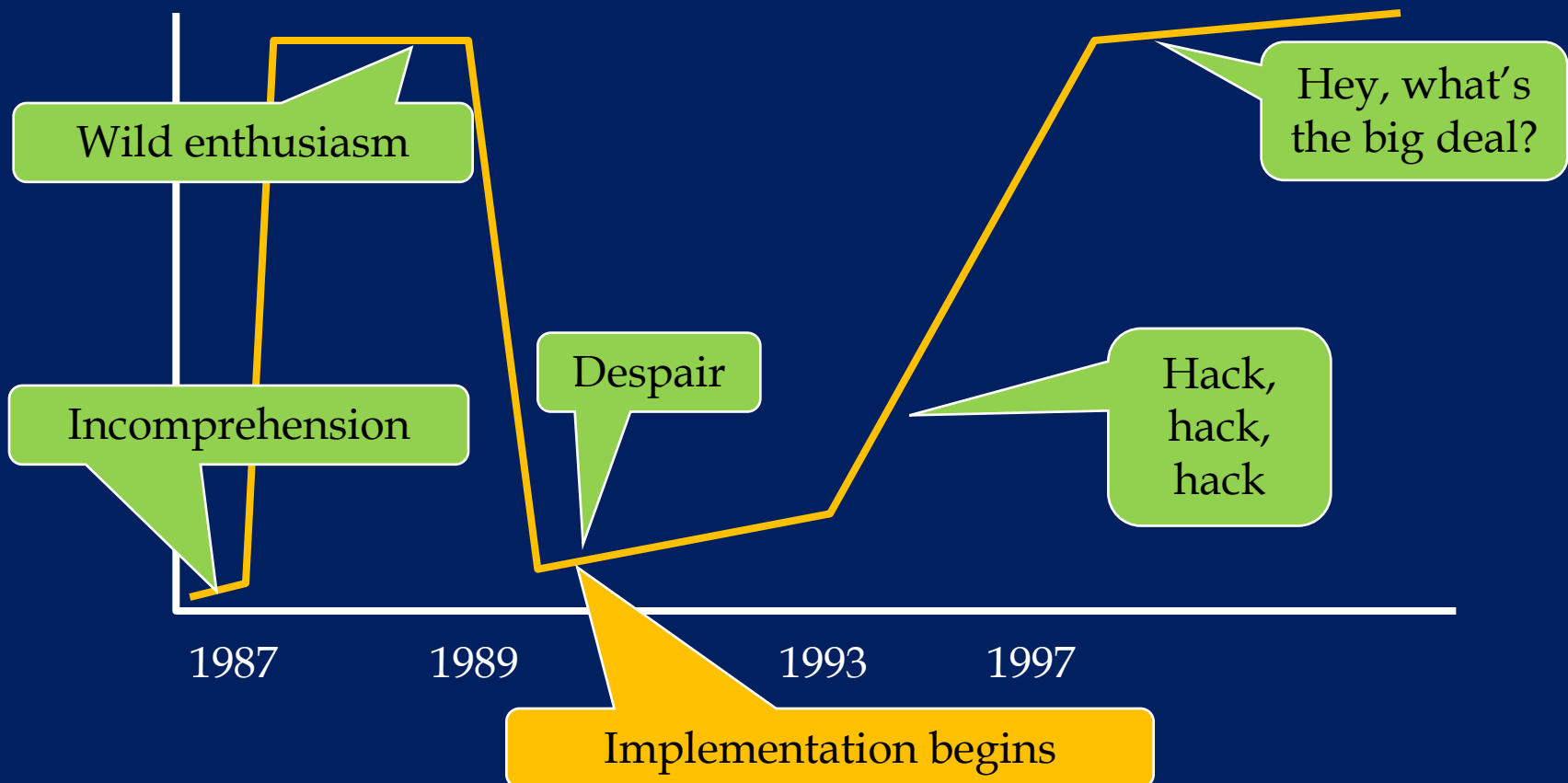
- In OOP, a value carries a method suite
- With type classes, the method suite travels separately from the value
 - Old types can be made instances of new type classes (e.g. introduce new `Serialise` class, make existing types an instance of it)
 - Method suite can depend on **result** type
e.g. `fromInteger :: Num a => Integer -> a`
 - Polymorphism, not subtyping

Type classes have proved extraordinarily convenient in practice

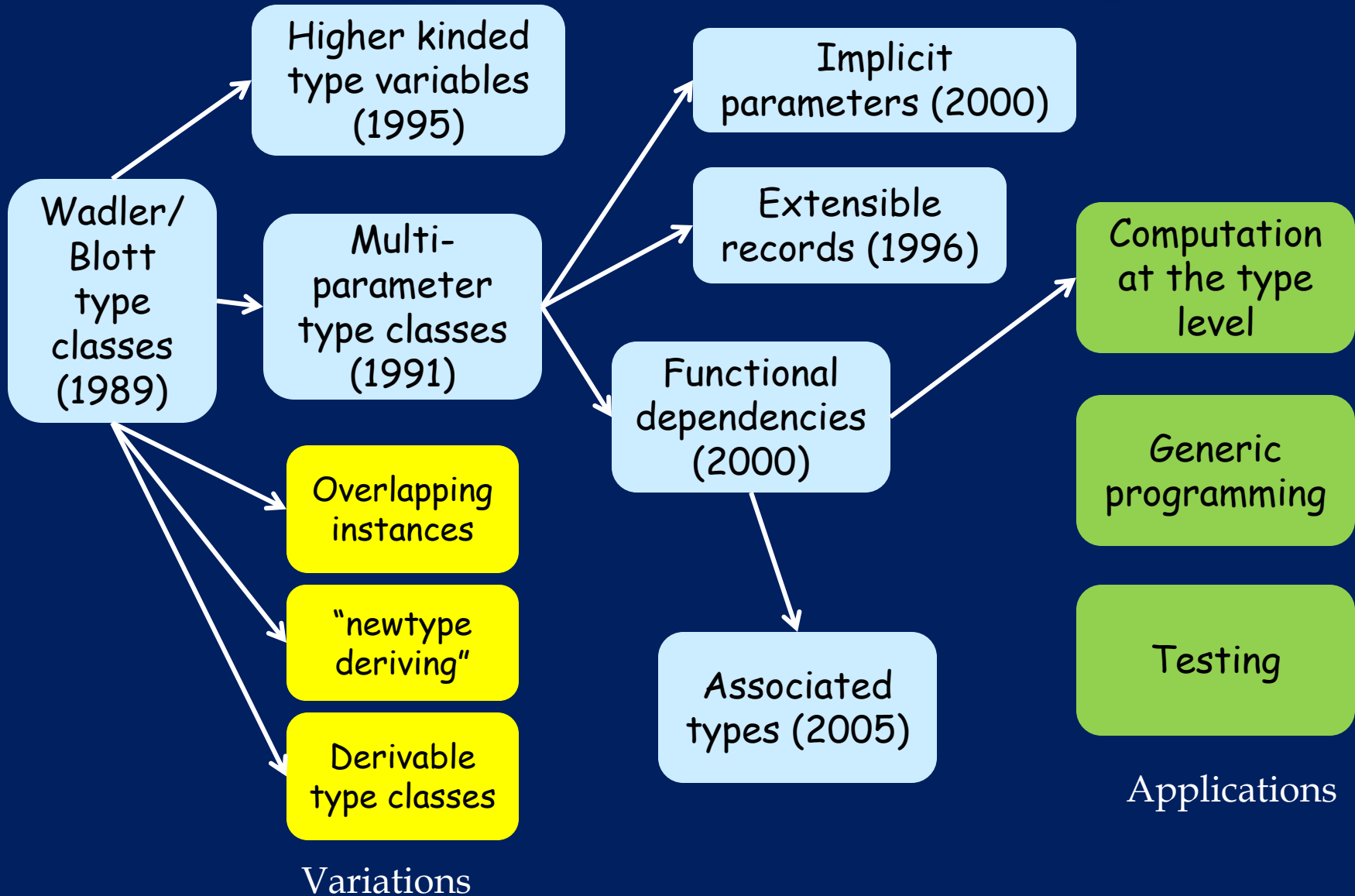
- Equality, ordering, serialisation
- Numerical operations. Even numeric constants are overloaded; e.g. $f\ x = x^2$
- And on and on...time-varying values, pretty-printing, collections, reflection, generic programming, marshalling, monads, monad transformers....

Type classes over time

- Type classes are the most unusual feature of Haskell's type system



Type-class fertility



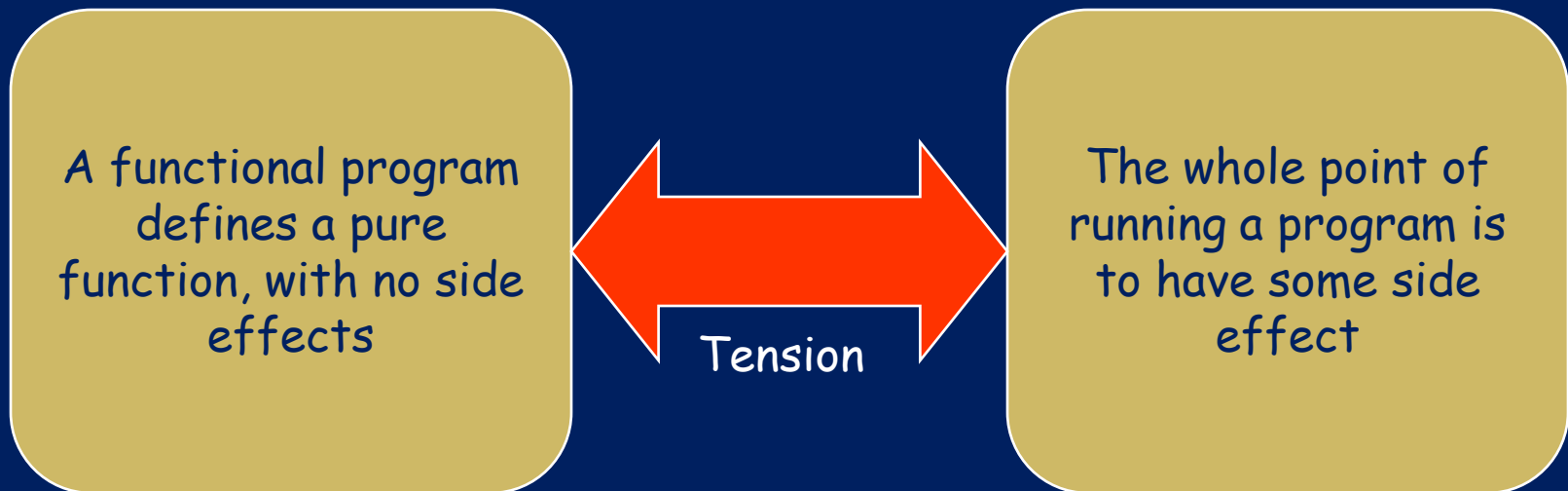
Type classes summary

- A much more far-reaching idea than we first realised: the automatic, type-driven generation of executable "evidence"
- Many interesting generalisations, still being explored
- Variants adopted in Isabel, Clean, Mercury, Hal, Escher
- Long term impact yet to become clear

Doing I/O

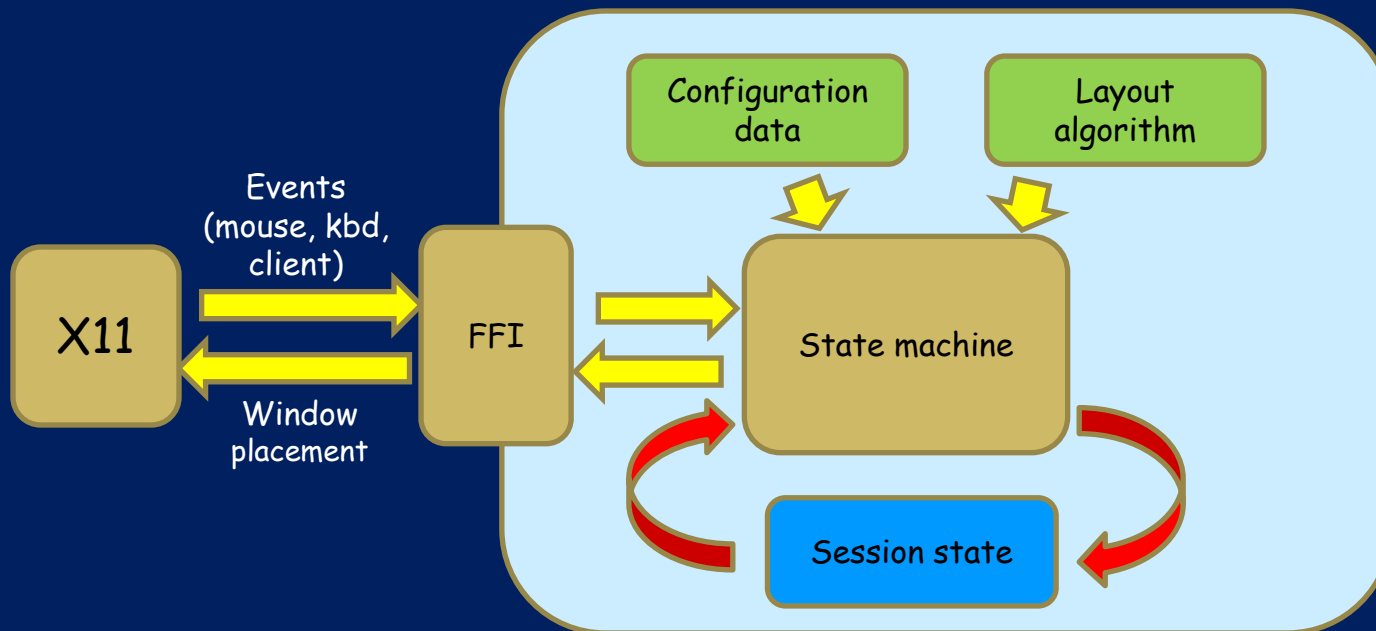
Where is the I/O in xmonad?

- All this pure stuff is very well, but sooner or later we have to
 - talk to X11, whose interface is not at all pure
 - do input/output (other programs)



Where is the I/O in xmonad?

- All this pure stuff is very well, but sooner or later we have to
 - talk to X11, whose interface is not at all pure
 - do input/output (other programs)



Doing I/O

- Idea:

```
putStr :: String -> ()  
-- Print a string on the console
```
- BUT: now

```
swap :: Stack w -> Stack w
```

 might do arbitrary stateful things 😞
- And what does this do?

```
[putStr "yes", putStr "no"]
```

- What order are the things printed?
- Are they printed at all?

Order of
evaluation!

Laziness!

The main idea

A value of type **(IO t)** is an “action” that, when performed, may do some input/output before delivering a result of type t.

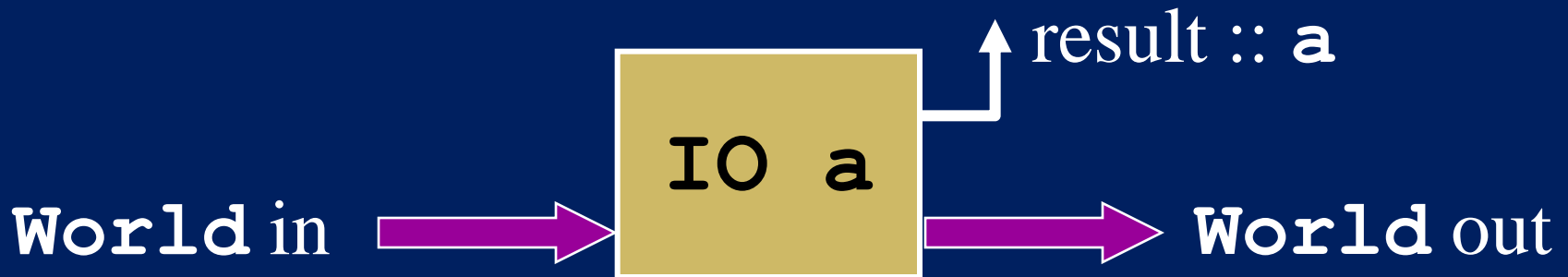
```
putStr :: String -> IO ()  
-- Print a string on the console
```

- “Actions” sometimes called “computations”
- An action is a **first class value**
- **Evaluating** an action has no effect;
performing the action has an effect

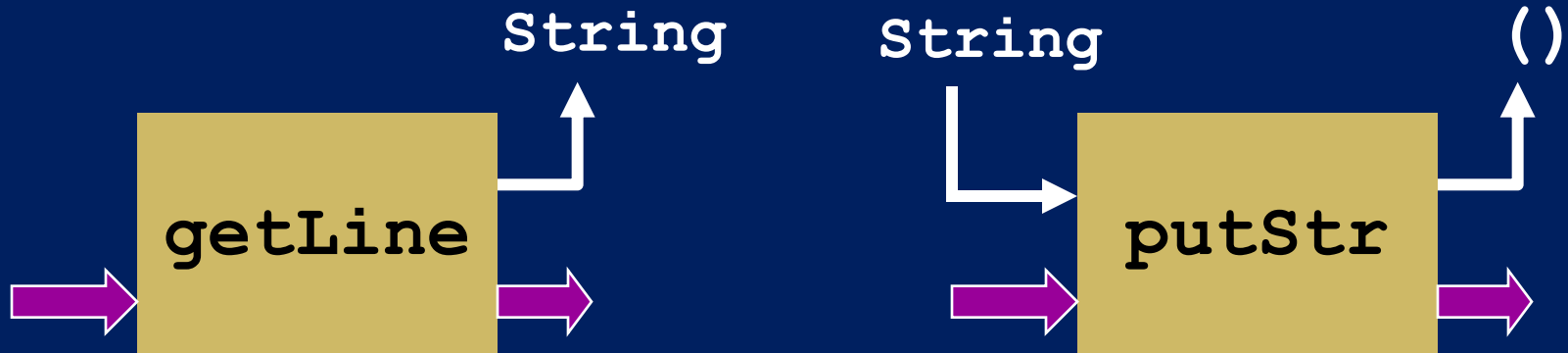
A helpful picture

A value of type **(IO t)** is an “action” that, when performed, may do some input/output before delivering a result of type t.

```
type IO a = World -> (a, World)
-- An approximation
```



Simple I/O

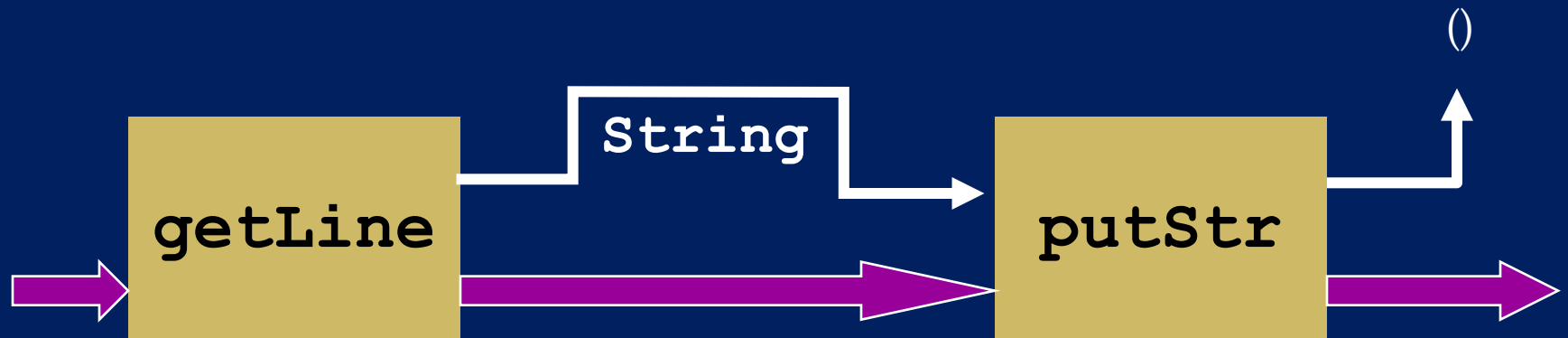


```
getLine :: IO String
putStr  :: String -> IO ()
```

```
main :: IO ()
main = putStr "Hello world"
```

Main program is an
action of type IO ()

Connecting actions up



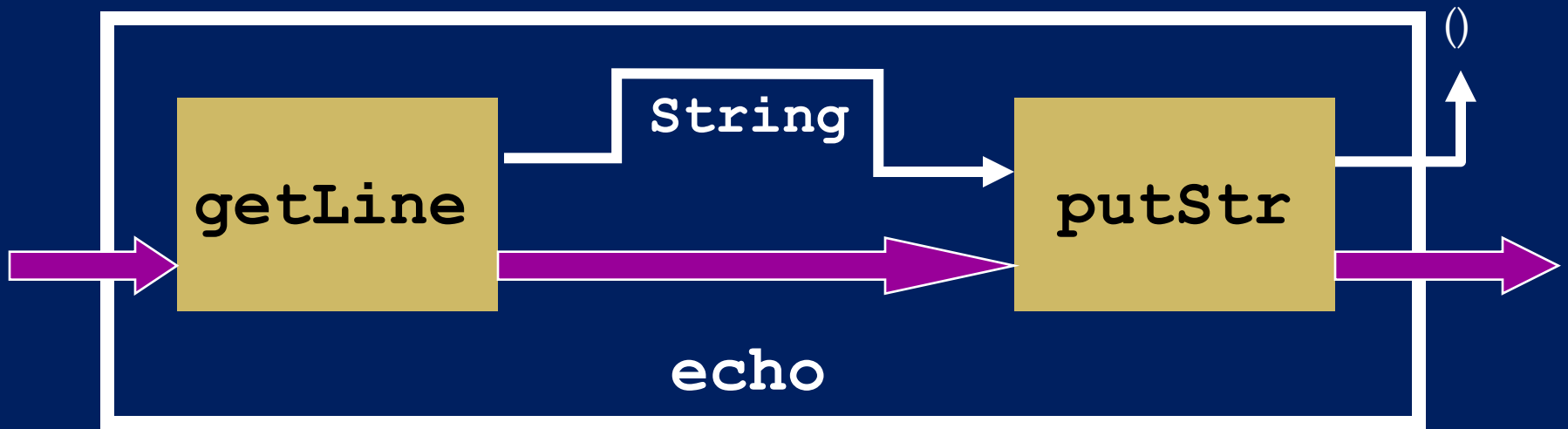
Goal:

read a line and then write it back out

Connecting actions up

```
echo :: IO ()
```

```
echo = do { l <- getLine; putStr l }
```



We have connected two actions to make a new, bigger action.

Getting two lines

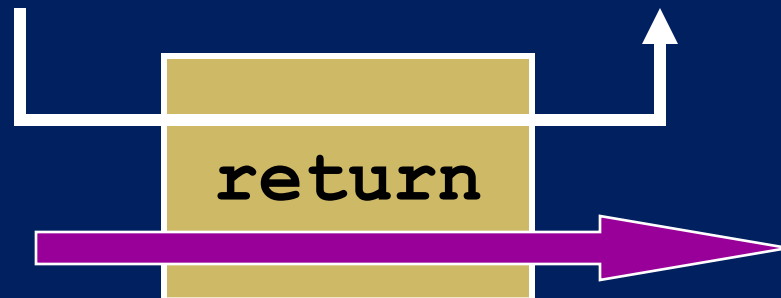
```
getTwoLines :: IO (String,String)
getTwoLines = do { s1 <- getLine
                  ; s2 <- getLine
                  ; ??? } }
```

We want to just return (s1,s2)

The `return` combinator

```
getTwoLines :: IO (String, String)
getTwoLines = do { s1 <- getLine
                  ; s2 <- getLine
                  ; return (s1, s2) }
```

```
return :: a -> IO a
```



Desugaring do notation

- “do” notation adds only syntactic sugar
- Deliberately imperative look and feel

```
do { x<-e; s } = e >>= (\x -> do { s })  
do { e }      = e
```

```
(>>=) :: IO a -> (a -> IO b) -> IO b
```

Desugaring “do” notation

```
echo :: IO ()  
echo = do { l <- getLine; putStr l }
```



```
echo = getLine >>= (\l -> putStr l)
```

A “lambda abstraction”

$(\lambda x \rightarrow e)$ means

“a function taking one parameter, x , and returning e ”

```
(>>=) :: IO a -> (a -> IO b) -> IO b
```

Using layout instead of braces

```
getTwoLines :: IO (String,String)
getTwoLines = do s1 <- getLine
                 s2 <- getLine
                 return (s1, s2)
```

- You can use
 - explicit braces/semicolons
 - or layout
 - or any mixture of the two

Scripting in Haskell

An example: scripting in Haskell

Write this script
in Haskell

Stack.hs



Run
QuickCheck on
all functions
called
"prop_xxx"

```
bash$ runhaskell QC.hs Stack.hs
prop_swap: +++ OK, passed 100 tests
prop_focusNP: +++ OK, passed 100 tests
```

Scripting in Haskell

```
module Main where

import System; import List

main :: IO ()
main = do { as <- getArgs
           ; mapM_ process as }

process :: String -> IO ()
process file = do { cts <- readFile file
                  ; let tests = getTests cts

                    ; if null tests then
                        putStrLn (file ++ ": no properties to check")
                    else do

                        { writeFile "script" $
                          unlines ([":l " ++ file] ++ concatMap makeTest tests)
                        ; system ("ghci -v0 < script")
                        ; return () }}

getTests :: String -> [String]
getTests cts = nub $ filter ("prop_" `isPrefixOf`) $
               map (fst . head . lex) $ lines cts

makeTest :: String -> [String]
makeTest test = ["putStr \"\" ++ p ++ \": \"\", \"quickCheck \" ++ p]
```

Executables have
module Main at top

Scripting in Haskell

Import libraries

```
module Main where
```

```
import System  
import List
```

```
main :: IO ()
```

```
main = do { as <- getArgs  
           ; mapM_ process as }
```

Module Main must define
main :: IO ()

```
getArgs :: IO [String]  
-- Gets command line args
```

```
mapM_ :: (a -> IO b) -> [a] -> IO ()  
-- mapM_ f [x1, ..., xn]  
-- = do { f x1;  
--       ...  
--       f xn;  
--       return () }
```


Scripting in Haskell

```
process :: String -> IO ()  
-- Test one file  
process file  
  = do { cts <- readFile file  
        ; let tests = getTests cts  
        ...
```

```
readFile :: String -> IO String  
-- Gets contents of file
```

```
getTests :: String -> [String]  
-- Extracts test functions  
-- from file contents
```

e.g. tests = ["prop_rev", "prop_focus"]

Scripting in Haskell

```
process file = do { cts <- readFile file
                  ; let tests = getTests cts

                  ; if null tests then
                      putStrLn (file ++ ": no properties to check")
                    else do

                  { writeFile "script" (
                    unlines ([":l " ++ file] ++
                              concatMap makeTest tests))

                  ; system ("ghci -v0 < script")
                  ; return () }}
```

```
putStrLn    :: String -> IO ()
writeFile   :: String -> String -> IO ()
system      :: String -> IO ExitCode

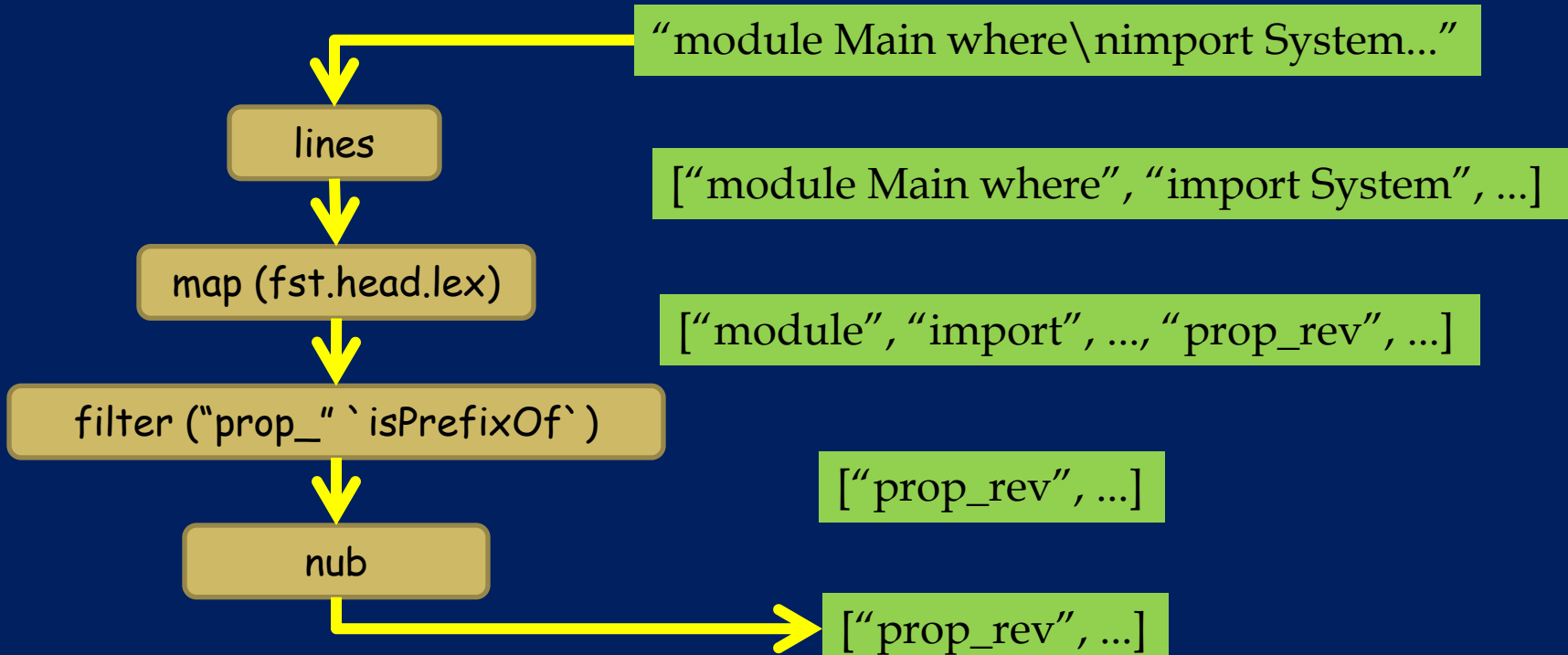
null        :: [a] -> Bool
makeTest    :: String -> [String]
concatMap   :: (a->[b]) -> [a] -> [b]
unlines     :: [String] -> String
```

script

```
:l Stack.hs
putStr "prop_rev"
quickCheck prop_rev
putStr "prop_focus"
quickCheck prop_focus
```

Scripting in Haskell

```
getTests :: String -> [String]
getTests cts = nub (
    filter ("prop_" `isPrefixOf`) (
    map (fst . head . lex) (
    lines cts )))
```



Scripting in Haskell

```
getTests :: String -> [String]
getTests cts = nub (
    filter ("prop_" `isPrefixOf`) (
    map (fst . head . lex) (
    lines cts )))
```

lines

```
lines :: String -> [String]
```

map (fst.head.lex)

```
lex :: String -> [(String,String)]
```

filter ("prop_" `isPrefixOf`)

```
filter :: (a->Bool) -> [a] -> [a]
isPrefixOf :: String -> String -> Bool
```

nub

```
nub :: [String] -> [String]
-- Remove duplicates
```

Scripting in Haskell

```
makeTest :: String -> [String]
makeTest test = ["putStr \"\" ++ p ++ ": \"",
                 "quickCheck " ++ p ]
```

e.g

```
makeTest "prop_rev"
= ["putStr \"prop_rev: \"",
   "quickCheck prop_rev"]
```

What have we learned

- Scripting in Haskell is quick and easy (e.g. no need to compile, although you can)
- It is strongly typed; catches many errors
- But there are still many un-handled error conditions (no such file, not lexically-analysable, ...)

What have we learned

- Libraries are important; Haskell has a respectable selection
 - Regular expressions
 - Http
 - File-path manipulation
 - Lots of data structures (sets, bags, finite maps etc)
 - GUI toolkits (both bindings to regular toolkits such as Wx and GTK, and more radical approaches)
 - Database bindings

...but not (yet) as many as Perl, Python, C# etc

The types tell the story

```
type Company = String
```

I deliver a list of
Company

```
sort :: [Company] -> [Company]
-- Sort lexicographically
-- Two calls given the same
-- arguments will give the
-- same results
```

I may do some I/O
and then deliver a list
of Company

```
sortBySharePrice :: [Company] -> IO [Company]
-- Consult current prices, and sort by them
-- Two calls given the same arguments may not
-- deliver the same results
```


Haskell: the world's finest imperative programming language

- Program divides into a mixture of
 - Purely functional code (most)
 - Necessarily imperative code (some)
- The type system keeps them rigorously separate
- Actions are first class, and that enables new forms of program composition (e.g. `mapM_`)

First-class control structures

Values of type `(IO t)` are first class

So we can define our own "control structures"

```
forever :: IO () -> IO ()
forever a = a >> forever a

repeatN :: Int -> IO () -> IO ()
repeatN 0 a = return ()
repeatN n a = a >> repeatN (n-1) a
```

e.g.

```
forever (do { e <- getNextEvent
            ; handleEvent e })
```

Foreign function interface

In the end we have to call C!

This call does not block

Calling convention

Header file and name of C procedure

Haskell

```
foreign import ccall unsafe "HsXlib.h XMapWindow"  
mapWindow :: Display -> Window -> IO ()
```

mapWindow
calls XMapWindow

Haskell name and type
of imported function

C

```
void XMapWindow( Display *d, Window *w ) {  
    ...  
}
```

Marshalling

All the fun is getting data across the border

```
data Display = MkDisplay Addr#  
data Window  = MkWindow  Addr#
```

Addr#: a built-in type representing a C pointer

```
foreign import ccall unsafe "HsXlib.h XMapWindow"  
  mapWindow :: Display -> Window -> IO ()
```

'foreign import' knows how to unwrap a single-constructor type, and pass it to C

Marshalling

All the fun is getting data across the border

```
data Display    = MkDisplay Addr#
data XEventPtr = MkXEvent  Addr#

foreign import ccall safe "HsXlib.h XNextEvent"
  xNextEvent :: Display -> XEventPtr -> IO ()
```

But what we want is

```
data XEvent = KeyEvent ... | ButtonEvent ...
            | DestroyWindowEvent ... | ...

nextEvent :: Display -> IO XEvent
```

Marshalling

```
data Display    = MkDisplay Addr#
data XEventPtr = MkXEvent  Addr#

foreign import ccall safe
    "HsXlib.h XNextEvent"
    xNextEvent :: Display -> XEventPtr -> IO ()
```

Getting what we want is tedious...

```
data XEvent = KeyEvent ... | ButtonEvent ...
            | DestroyWindowEvent ... | ...

nextEvent :: Display -> IO XEvent
nextEvent d
  = do { xep <- allocateXEventPtr
        ; xNextEvent d xep
        ; type <- peek xep 3
        ; if type == 92 then
            do { a <- peek xep 5
                ; b <- peek xep 6
                ; return (KeyEvent a b) }
          else if ... }
```

...but there are tools that automate much of the grotesque pain (hsc2hs, c2hs etc).

The rest of Haskell

Laziness

- Haskell is a **lazy** language
- Functions and data constructors don't evaluate their arguments until they need them

```
cond :: Bool -> a -> a -> a
cond True  t e = t
cond False t e = e
```

- Same with local definitions

```
abs :: Int -> Int
abs x | x>0      = x
      | otherwise = neg_x
      where
        neg_x = negate x
```

NB: new
syntax
guards

Why laziness is important

- Laziness supports **modular programming**
- Programmer-written functions instead of built-in language constructs

```
(||) :: Bool -> Bool -> Bool
True  || x = True
False || x = x
```

Short-circuiting
"or"

Laziness and modularity

```
isSubString :: String -> String -> Bool
x `isSubStringOf` s = or [ x `isPrefixOf` t
                          | t <- tails s ]
```

```
tails :: String -> [String]
-- All suffixes of s
tails []      = [[]]
tails (x:xs) = (x:xs) : tails xs
```

type String = [Char]

```
or :: [Bool] -> Bool
-- (or bs) returns True if any of the bs is True
or []      = False
or (b:bs) = b || or bs
```

Why laziness is important

- Typical paradigm:
 - generate all solutions (an enormous tree)
 - walk the tree to find the solution you want

```
nextMove :: Board -> Move
nextMove b = selectMove allMoves
  where
    allMoves = allMovesFrom b
```

A gigantic (perhaps infinite) tree of possible moves

Why laziness is important

- Generally, laziness unifies **data** with **control**
- Laziness also keeps Haskell pure, which is a Good Thing

Other language features

Advanced types

- Unboxed types
- Multi-parameter type classes
- Functional dependencies
- GADTs
- Implicit parameters
- Existential types
- etc etc

Template Haskell
(meta programming)

Rewrite rules
(domain-specific
compiler extensions)

**Monads, monad
transformers, and arrows**

Haskell
language

Concurrent Haskell
(threads,
communication,
synchronisation)

**Software
Transactional
Memory (STM)**

**Nested Data Parallel
Haskell**

Generic programming
One program that works
over lots of different
data structures

Haskell's tool ecosystem

Programming environments
(emacs, vim, Visual Studio)

Debugger

Space and time profiling

Interpreters
(e.g. GHCi, Hugs)

Compilers
(e.g. GHC, Jhc, Yhc)

Generators

- parser (cf yacc)
- lexer (cf lex)
- FFI

Haskell language

Coverage testing

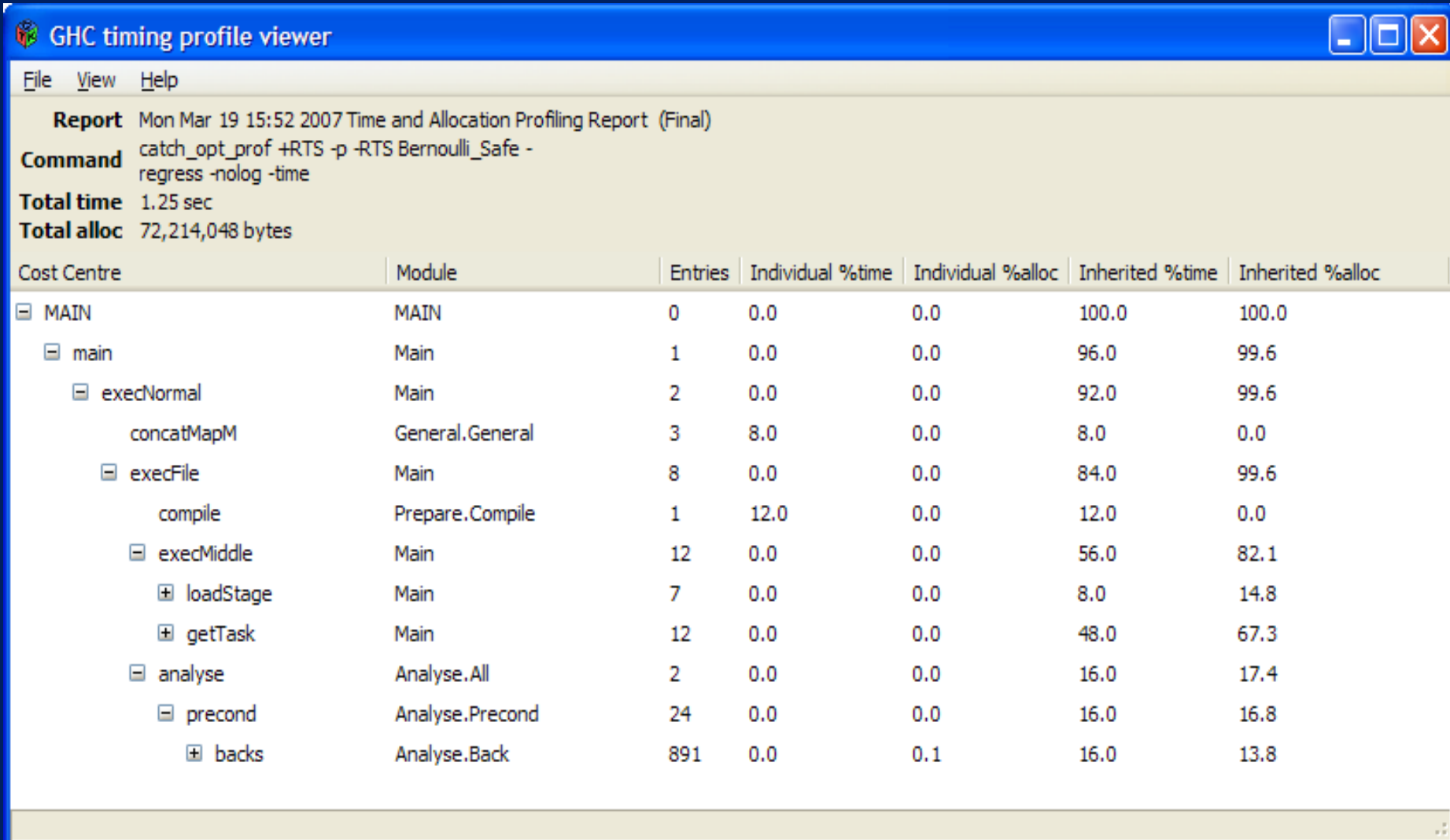
Testing
(e.g. QuickCheck, Hunit)

Documentation generation
(Haddock)

Packaging and distribution
(Cabal, Hackage)

LIBRARIES

Time profiling



Report Mon Mar 19 15:52 2007 Time and Allocation Profiling Report (Final)

Command catch_opt_prof +RTS -p -RTS Bernoulli_Safe -regress -nolog -time

Total time 1.25 sec

Total alloc 72,214,048 bytes

Cost Centre	Module	Entries	Individual %time	Individual %alloc	Inherited %time	Inherited %alloc
MAIN	MAIN	0	0.0	0.0	100.0	100.0
main	Main	1	0.0	0.0	96.0	99.6
execNormal	Main	2	0.0	0.0	92.0	99.6
concatMapM	General.General	3	8.0	0.0	8.0	0.0
execFile	Main	8	0.0	0.0	84.0	99.6
compile	Prepare.Compile	1	12.0	0.0	12.0	0.0
execMiddle	Main	12	0.0	0.0	56.0	82.1
loadStage	Main	7	0.0	0.0	8.0	14.8
getTask	Main	12	0.0	0.0	48.0	67.3
analyse	Analyse.All	2	0.0	0.0	16.0	17.4
precond	Analyse.Precond	24	0.0	0.0	16.0	16.8
backs	Analyse.Back	891	0.0	0.1	16.0	13.8

Space profiling

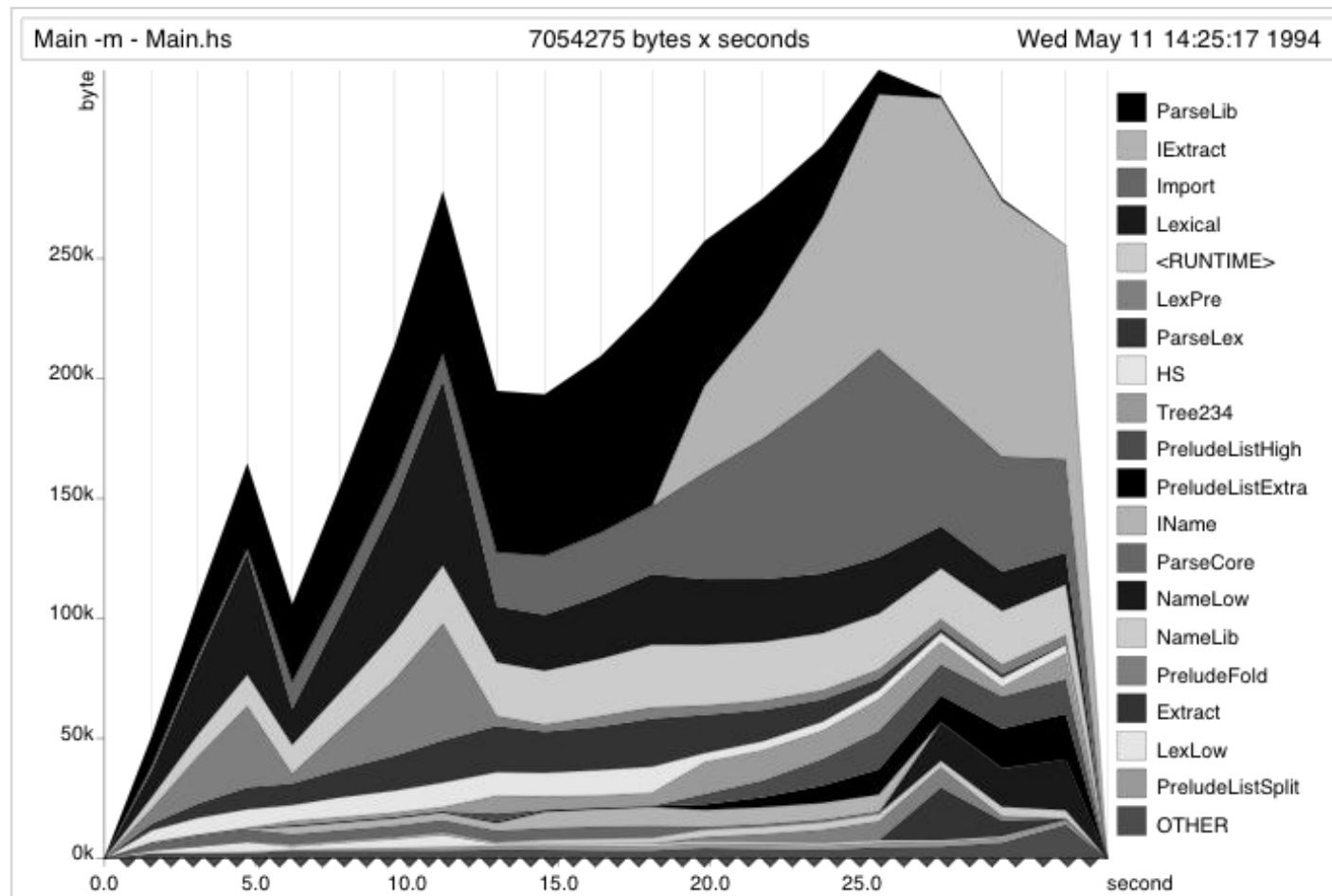


Fig. 18. Heap production of nhc by module, when compiling a small program.











































Coverage checking (hpc)

Haskell program coverage - HaskellWiki - Windows Internet Explorer

http://haskell.org/haskellwiki/Haskell_program_coverage#Example_of_HTML_Summary_from_hpc-markup

Haskell program coverage - HaskellWiki

This is an example of the table that provides the summary of coverage, with links to the individually marked-up files.

module	Top Level Definitions			Alternatives			Expressions		
	%	covered / total		%	covered / total		%	covered / total	
module CSG	100 %	0/0		100 %	0/0		100 %	0/0	
module Construct	48 %	17/35		52 %	25/48		60 %	381/635	
module Data	24 %	6/25		13 %	11/81		39 %	254/646	
module Eval	70 %	22/31		60 %	65/108		57 %	361/628	
module Geometry	75 %	42/56		69 %	45/65		70 %	300/427	
module Illumination	61 %	11/18		49 %	46/93		46 %	279/600	
module Intersections	63 %	14/22		38 %	83/213		38 %	382/1001	
module Interval	47 %	8/17		41 %	16/39		41 %	69/165	
module Main	100 %	1/1		100 %	1/1		100 %	6/6	
module Misc	0 %	0/1		0 %	0/1		0 %	0/10	
module Parse	80 %	16/20		68 %	26/38		72 %	192/264	
module Primitives	16 %	1/6		16 %	1/6		20 %	5/24	
module Surface	36 %	4/11		24 %	13/53		18 %	43/231	

Coverage checking (hpc)

```
1 reciprocal :: Int -> (String, Int)
2 reciprocal n | n > 1 = ('0' : '.' : digits, recur)
3               | otherwise = error
4                 "attempting to compute reciprocal of number <= 1"
5
6   where
7     (digits, recur) = divide n 1 []
8   divide :: Int -> Int -> [Int] -> (String, Int)
9   divide n c cs | c `elem` cs = ([], position c cs)
10                | r == 0      = (show q, 0)
11                | r /= 0      = (show q ++ digits, recur)
12
13   where
14     (q, r) = (c*10) `quotRem` n
15     (digits, recur) = divide n r (c:cs)
16
17 position :: Int -> [Int] -> Int
18 position n (x:xs) | n==x = 1
19                   | otherwise = 1 + position n xs
20
21 showRecip :: Int -> String
22 showRecip n =
23   "1/" ++ show n ++ " = " ++
24   if r==0 then d else take p d ++ "(" ++ drop p d ++ ")"
25   where
26     p = length d - r
27     (d, r) = reciprocal n
28
29 main = do
30   number <- readLn
31   putStrLn (showRecip number)
32   main
```

Yellow: not executed
Red: boolean gave False
Green: boolean gave True

HackageDB (Haskell's CPAN)

hackageDB :: [Package]

[Introduction](#) [Packages](#) [What's new](#) [Upload](#) [User accounts](#)

Packages by category

Categories: [Code generation](#) (1), [Codec](#) (9), [Compilers/Interpreters](#) (3), [Composition](#) (2), [Control](#) (6), [Data](#) (16), [Data Mining](#) (1), [Data Structures](#) (5), [Database](#) (25), [Development](#) (6), [Distribution](#) (5), [Editor](#) (3), [Foreign](#) (1), [Generics](#) (1), [Graphics](#) (16), [Interfaces](#) (3), [Language](#) (4), [Monads](#) (1), [Network](#) (18), [Parsing](#) (5), [Scripting](#) (1), [Sound](#) (3), [System](#) (21), [Testing](#) (4), [Text](#) (25), [Tool](#) (1), [User Interfaces](#) (7), [Web](#) (4), [Xml](#) (1), [Unclassified](#) (15).

Code generation

[harpy](#) library: Runtime code generation for x86 machine code

Codec

[base64-string](#) library: Base64 implementation for String's.
[bzlib](#) library: Compression and decompression in the bzip2 format
[Codec-Compression-LZF](#) library: LZF compression bindings.
[compression](#) library: Common compression algorithms.
[Crypto](#) library and programs: DES, Blowfish, AES, SHA1, MD5, RSA, ...
[mime-string](#) library: MIME implementation for String's.
[tar](#) library: TAR (tape archive format) library.
[utf8-string](#) library: Support for reading and writing UTF8 Strings
[zlib](#) library: Compression and decompression in the gzip and zlib formats

Compilers/Interpreters

[hiccup](#) program: Simple tcl interpeter
[his](#) program: Javascript Parser

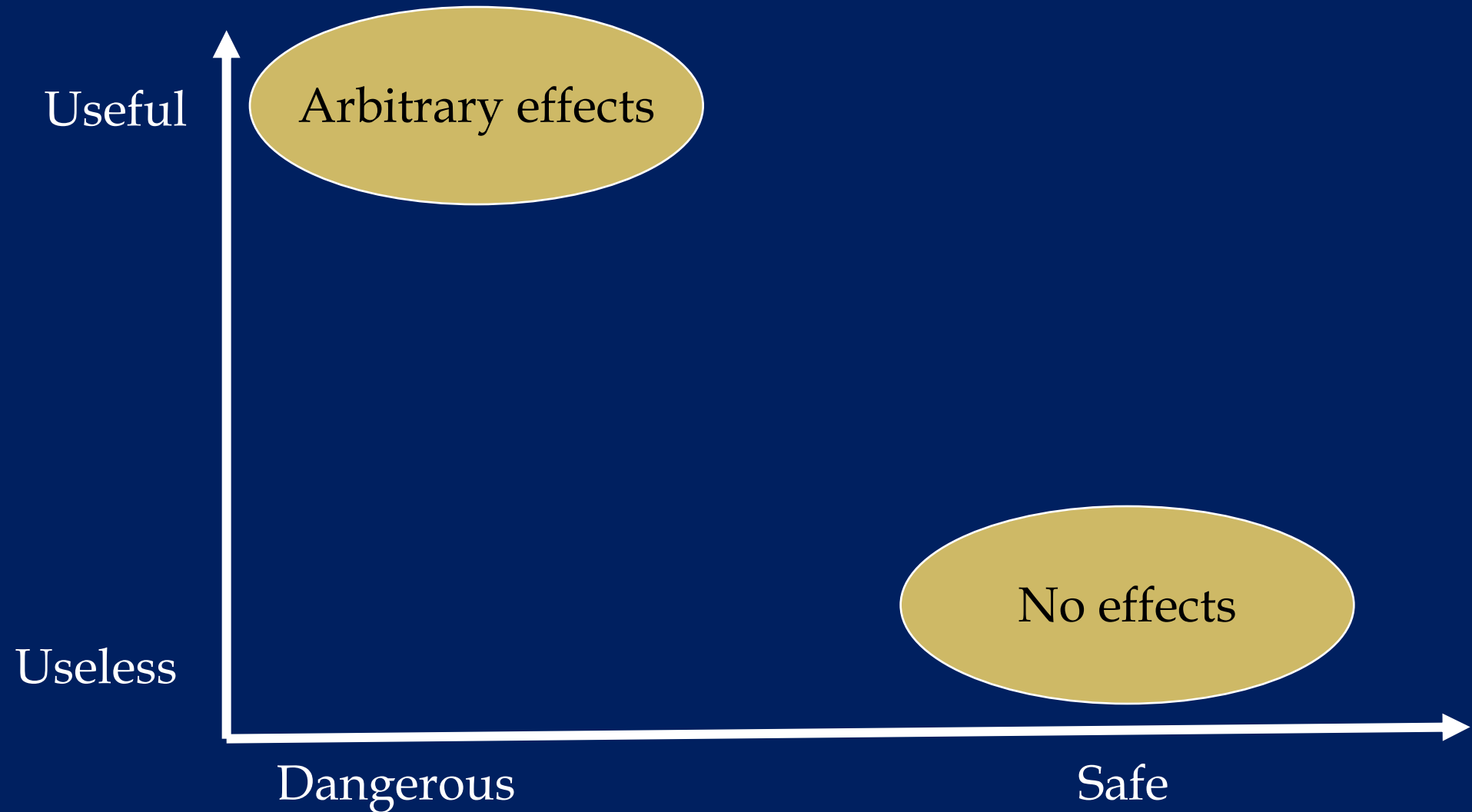
Cabal (Haskell's installer)

- A downloaded package, *p*, comes with
 - **p.cabal**: a package description
 - **Setup.hs**: a Haskell script to build/install

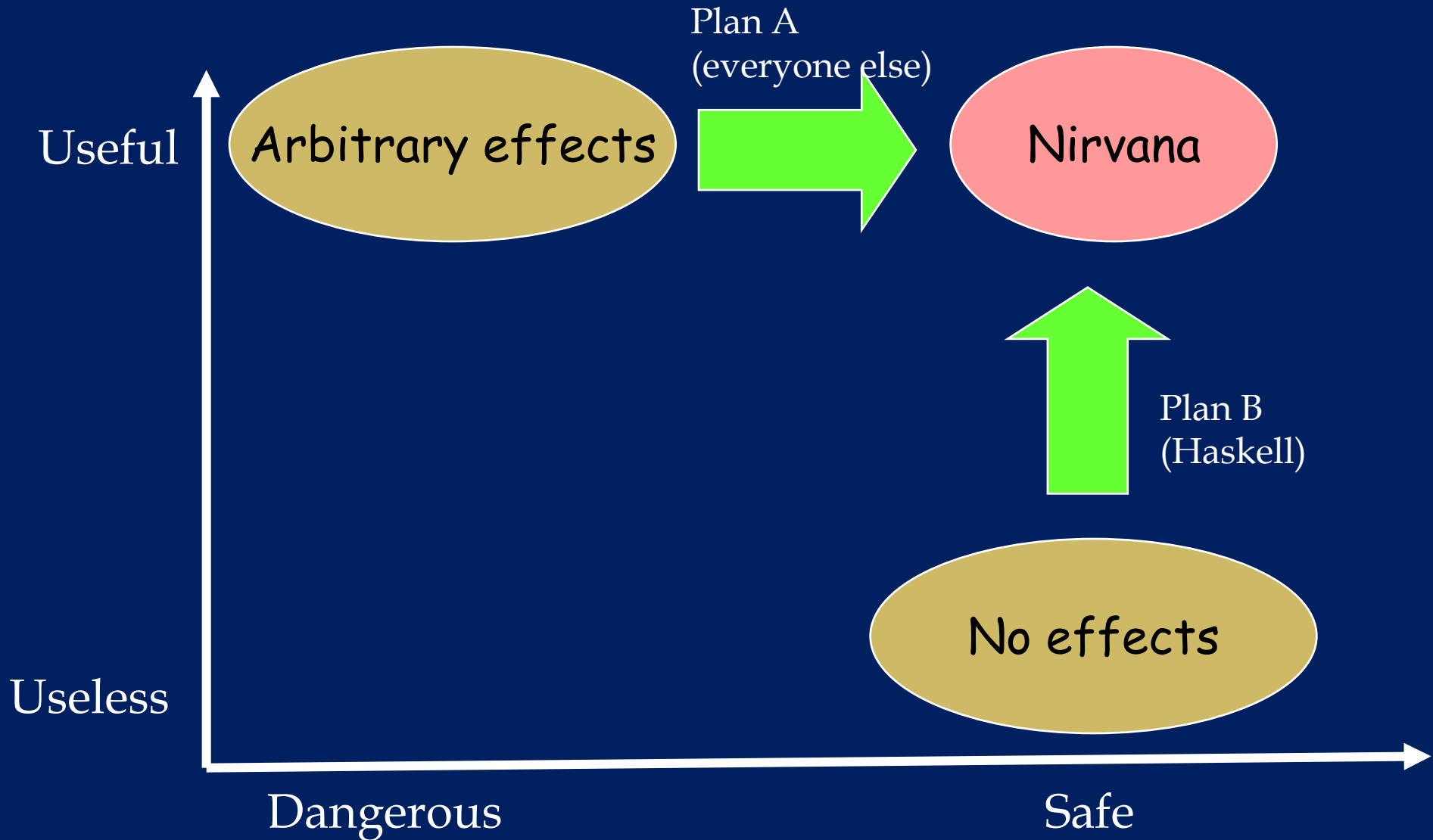
```
bash$ ./Setup.hs configure
bash$ ./Setup.hs build
bash$ ./Setup.hs install
```

Standing back...

The central challenge



The challenge of effects



Two basic approaches: Plan A

Arbitrary effects



Examples

- Regions
- Ownership types
- Vault, Spec#, Cyclone, etc etc

Default = Any effect
Plan = Add restrictions

Two basic approaches: Plan B

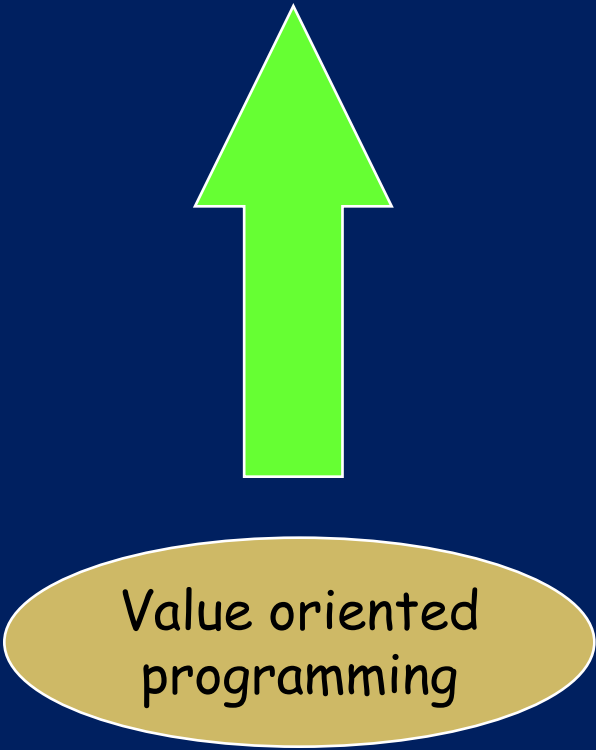
Default = No effects

Plan = Selectively permit effects

Types play a major role

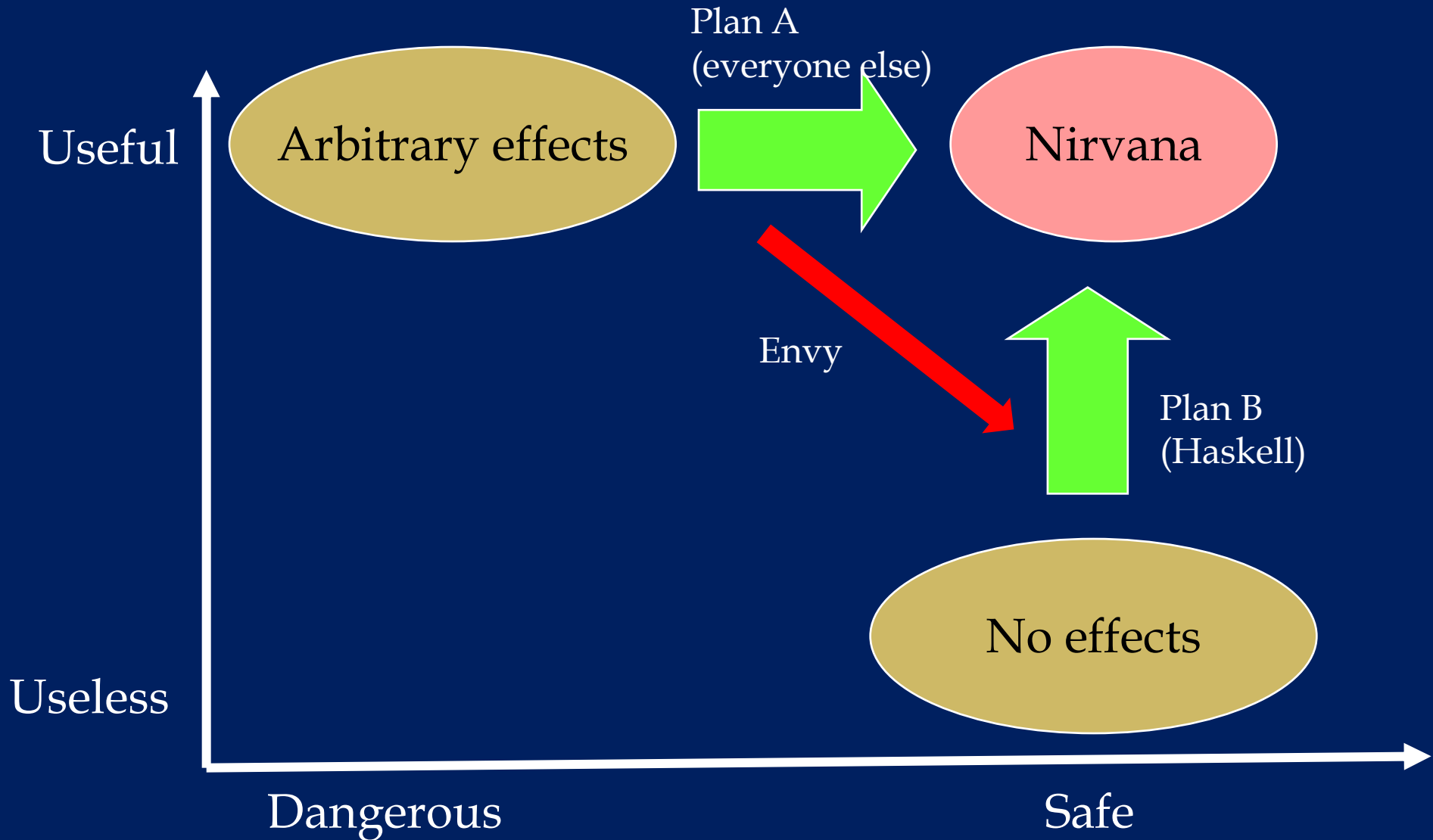
Two main approaches:

- Domain specific languages (SQL, XQuery, MDX, Google map/reduce)
- Wide-spectrum functional languages + controlled effects (e.g. Haskell)

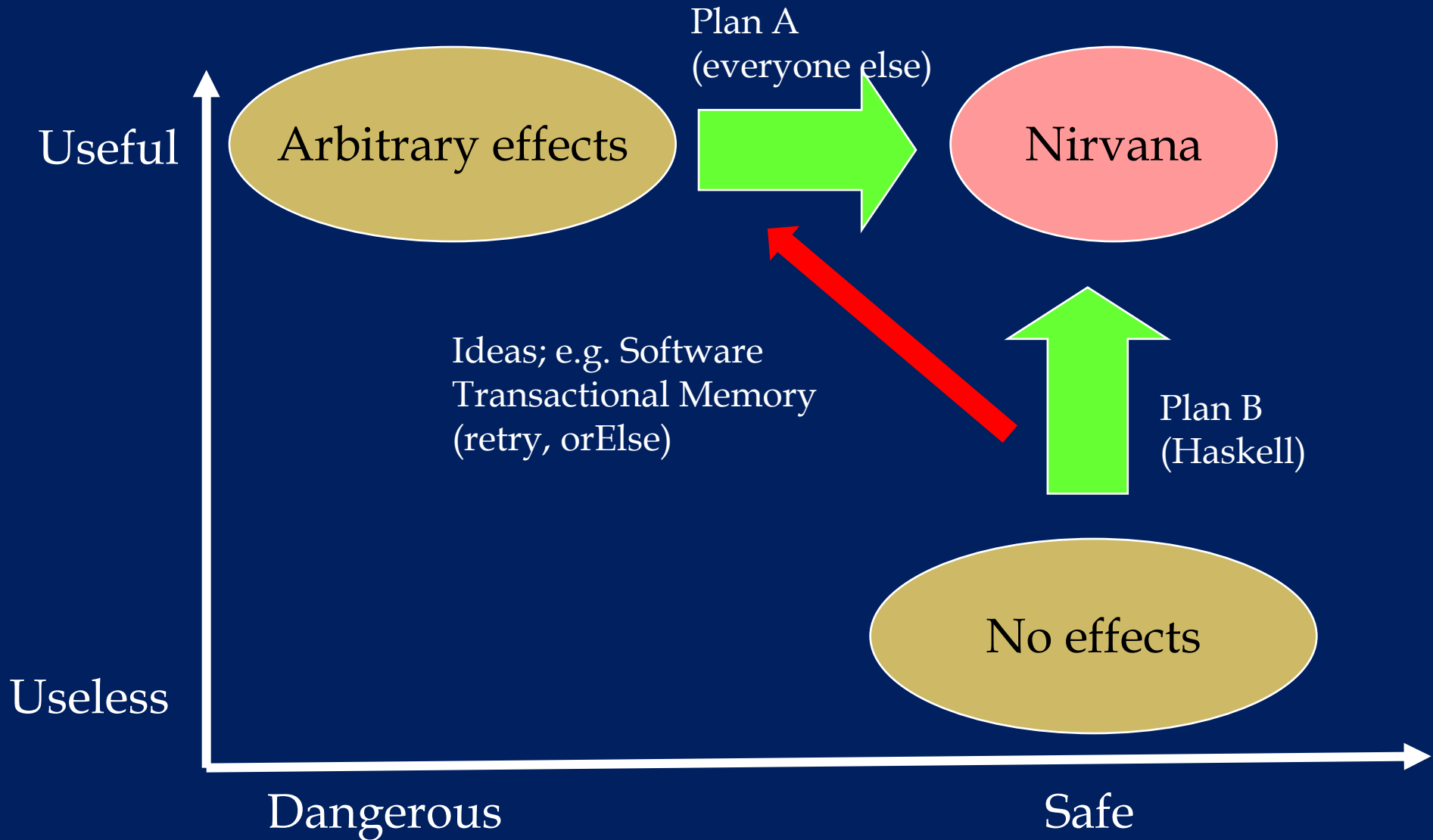


Value oriented programming

Lots of cross-over



Lots of cross-over



SLPJ conclusions

- One of Haskell's most significant contributions is to take purity seriously, and relentlessly pursue Plan B
- Imperative languages will embody growing (and checkable) pure subsets
- Knowing functional programming makes you a better Java/C#/Perl/Python/Ruby programmer

More info: haskell.org

- The Haskell wikibook
 - <http://en.wikibooks.org/wiki/Haskell>
- All the Haskell bloggers, sorted by topic
 - http://haskell.org/haskellwiki/Blog_articles
- Collected research papers about Haskell
 - http://haskell.org/haskellwiki/Research_papers
- Wiki articles, by category
 - <http://haskell.org/haskellwiki/Category:Haskell>
- Books and tutorials
 - http://haskell.org/haskellwiki/Books_and_tutorials

Wikibook

Haskell - Wikibooks, collection of open-content textbooks - Windows Internet Explorer

http://en.wikibooks.org/wiki/Haskell

Русский

Haskell Basics [edit] <ul style="list-style-type: none">Getting set upVariables and functionsLists and tuplesNext stepsType basicsSimple input and outputType declarations edit this chapter	Elementary Haskell [edit] <ul style="list-style-type: none">RecursionPattern matchingMore about listsControl structuresList processingMore on functionsHigher order functions edit this chapter	Intermediate Haskell [edit] <ul style="list-style-type: none">ModulesIndentationMore on datatypesClass declarationsClasses and typesKeeping track of State edit this chapter	Monads [edit] <ul style="list-style-type: none">Understanding monadsAdvanced monadsAdditive monads (MonadPlus)Monad transformersPractical monads edit this chapter
---	--	--	---

Advanced Track

[edit]

This section will introduce wider functional programming concepts such as different data structures and type theory. It will also cover more practical topics like concurrency.

Advanced Haskell [edit] <ul style="list-style-type: none">ArrowsUnderstanding arrowsContinuation passing style (CPS)Mutable objectsZippersApplicative FunctorsConcurrency edit this chapter	Fun with Types [edit] <ul style="list-style-type: none">Existentially quantified typesPolymorphismAdvanced type classesPhantom typesGeneralised algebraic data-types (GADT)Datatype algebra edit this chapter	Wider Theory [edit] <ul style="list-style-type: none">Denotational semanticsEquational reasoningProgram derivationCategory theoryThe Curry-Howard isomorphism edit this chapter	Haskell Performance [edit] <ul style="list-style-type: none">Graph reductionLazinessStrictnessAlgorithm complexityParallelismChoosing data structures edit this chapter
--	---	--	---

More info: haskell.org

A screenshot of a Windows Internet Explorer browser window displaying the Haskell Wiki page. The address bar shows <http://haskell.org/haskellwiki/Haskell>. The page title is 'Haskell'. Below the title is the text 'Categories: Events'. A paragraph describes Haskell as a general purpose, purely functional programming language. The page is organized into a grid with four main sections: '1 About', '2 Learning Haskell', '3 Libraries', and '5 Events'. Each section has a list of links and a small '[edit]' button.

Haskell - HaskellWiki - Windows Internet Explorer

http://haskell.org/haskellwiki/Haskell

oscon 2007

Haskell - HaskellWiki

Haskell

Categories: [Events](#)

Haskell is a general purpose, purely functional programming language featuring static typing, higher order functions, polymorphism, type classes, and monadic effects. Haskell compilers are freely available for almost any computer.

1 About [edit]

[Introduction](#)

[Language definition](#)

[History of Haskell](#)

[Future of Haskell](#)

[Implementations](#)

[GHC](#)
[Hugs](#)
[nhc98](#)
[Yhc](#)

5 Events [edit]

ICFP Programming Contest 2007	Anywhere	July 20-23, 2007
OSCON Haskell Tutorial	Portland/Oregon	July 23, 2007
High-level Parallel Programming Workshop	Tokyo/Japan	July 23-24, 2007
IFL	Freiburg/Germany	September 27-29, 2007
Haskell Workshop	Freiburg/Germany	September 30, 2007
ICFP	Freiburg/Germany	October 1-3 2007
Haskell Hackathon 2007 II	Freiburg/Germany	Sept/October 2007
FPDag	Utrecht/Netherlands	January 11, 2008

2 Learning Haskell [edit]

[Haskell in 5 steps](#)

[Learning Haskell](#)

[Books and tutorials](#)

[Wiki articles](#)

[Blog articles](#)

[Wikibook](#)

[Research papers](#)

[Example code](#)

6 Headlines [edit]

- Haskell.org is a mentoring organisation in the [2007 Google Summer of Code](#). 9 students have been funded by Google to work on infrastructure projects for Haskell.
- The [Haskell-prime](#) committee has started work on defining the next minor revision of the language specification.
- The [May 2007 Haskell Communities and Activities report](#) is now out, documenting projects in the Haskell community.
- Haskell, for the third year running, was used by [the winning team](#) in the [ICFP Programming Contest](#).

3 Libraries [edit]

[Standard libraries](#)

[Hackage library database](#)

[Applications and libraries](#)

[Hoople: library search](#)

7 News [edit]

[2007-05-07](#)

[Marek Hulewicz: Description of Haskell's Top-Level Namespace](#) announced the release of [Marek](#)